



سوق العراق للأوراق المالية
Iraq Stock Exchange

Iraq Stock Exchange ISX Monthly Report - March 2026

www.isx-iq.net

Monthly Report of the Iraq Stock Exchange / March 2026

Copyright and Legal Liability

The Iraq Stock Exchange presents its Monthly Report for December 2025 in accordance with its objectives stipulated in Law No. (74) of 2004, published in the Iraqi Official Gazette, Issue No. 3983, June 2004.

By using the information, data, and scientific material presented herein, you acknowledge and agree to the following terms:

1. All data and information contained in this publication are the property of the Iraq Stock Exchange, including digital images, charts, and logos contained therein. They may not be used without prior approval from the Exchange.
2. The Iraq Stock Exchange does not permit the use of its name or images for advertising, promotional purposes, television or media reports unrelated to the Iraq Stock Exchange, or for any product, service, website, or commercial purpose without its prior written consent.
3. For personal, non-commercial use, the Iraq Stock Exchange permits the use of the content of this report, provided that proper and accurate reference is made indicating that the source is the Iraq Stock Exchange.
4. Except as stated in paragraph (3) above, it is prohibited to copy, display, distribute, download, license, modify, publish, re-display, reproduce, reuse, sell, broadcast, or otherwise exploit any information, scientific materials, or related charts, or to use them to create derivative products for public or commercial purposes without prior approval from the Iraq Stock Exchange.
5. These terms and conditions are subject to and governed by Iraqi and international laws.

Legal Liability

Pursuant to Law No. (74) of 2004, published in the Iraqi Official Gazette, Issue No. 3983, June 2004, the Iraq Stock Exchange regulates the trading of shares of Iraqi joint-stock companies—listed and unlisted (registered at the Depository Center only)—through licensed securities brokerage firms approved by the Iraqi Securities Commission and the Iraq Stock Exchange, in addition to listed government bonds. Accordingly:

1. The Exchange bears no responsibility for any transactions in shares of joint-stock companies conducted outside the trading mechanisms regulated by the Iraq Stock Exchange Trading Rules.
2. The Exchange is not responsible for trading conducted through any platforms outside its official platforms or through unlicensed electronic applications, or in shares not registered at the Depository Center.





Introduction

First: Objectives of the Iraq Stock Exchange.

Second: Electronic Systems.

Third: Equity Trading Hours.

Fourth: Trading Platforms.

Fifth: Trading Indicators of Listed Companies – January 2026.

Sixth: Traded Share Price Indices and Daily Closing Prices.

Seventh: Non-Iraqi Investors' Trading Indicators.

Eighth: Government Bonds Trading Platform (G. Bonds).

Ninth: Unlisted Companies Platform (ISX-OTC).

Tenth: News of Listed Joint-Stock Companies and General Assembly Resolutions.

Eleventh: Securities Commission Decisions.

Twelfth: Depository Center Indicators.

Thirteenth: Media Activities and Equity Trading Culture.

Statistical Appendix.

Monthly Report of the Iraq Stock Exchange / March 2026

Introduction

The Iraq Stock Exchange regulates the trading of shares of Iraqi listed companies registered at the Depository Center—both listed and unlisted companies that meet regulatory requirements—as well as the trading of government bonds issued pursuant to Iraqi laws, in accordance with Law No. (74) of 2004.

During March 2026, Iraq Stock Exchange held (17) trading sessions. The session of March 16 was not held, and it was officially announced as a holiday. The period from March 18 to March 23 was also officially declared a holiday on the occasion of Eid. The session of March 26 was announced as a holiday due to bad weather conditions.

The most important indicators for March 2026 were as follows:

1. The number of listed companies reached (118) companies.
2. Shares of (81) listed companies were traded.
3. The total number of shares traded amounted to (12,819,369,270) shares, representing a decrease of (9.8%) compared to February.
4. The value of traded shares reached IQD (26,993,269,620), representing an increase of 60.8% compared to February.
5. A total of (16775) transactions were executed, reflecting an increase of 4.5% compared to February.
6. The ISX60 Price Index closed at (964.57) points at the end of March, up 0.12% from its February close of (963.44) points.
7. The ISX15 Free Float Index closed at the end of March (1230.97) points, up 0.70% from its February close of (1222.45) points.
8. at the end of the last trading session of March, the indicators for the First Quarter of 2026 became as follows: (40,260,059,164) shares were traded with a total value of (59,768,918,224) IQD through the execution of 46528 trades.

The Monthly Report of March 2026 includes news of listed companies, resolutions of their General Assemblies, disclosures of subscriptions and capital increases, trading indicators, market activities, and decisions of the Iraqi Securities Commission.

May God grant success

Ali Jamal Amin

Executive Director

First: Objectives of the Iraq Stock Exchange

The Iraq Stock Exchange was established in 2004 pursuant to Law No. (74) of 2004, published in the Iraqi Official Gazette (Issue No. 3983, June 2004). The Exchange is financially and administratively independent and operates as a Self-Regulatory Organization (SRO) on a non-profit basis, subject to the supervision of the Iraqi Securities Commission.

According to Chapter Two of Law No. (74) of 2004, the objectives of the Iraq Stock Exchange are:

1. Regulating and training its members and listed companies.
2. Promoting investor interests through a free, secure, efficient, competitive, and transparent market.
3. Organizing and simplifying securities transactions fairly, efficiently, and regularly, including clearing and settlement processes.
4. Regulating members' activities related to buying and selling securities, defining rights and obligations, and protecting legitimate interests.
5. Developing Iraq's capital market to serve the national economy and assist companies in building capital for investment.
6. Raising awareness among Iraqi and non-Iraqi investors regarding investment opportunities.
7. Collecting, analyzing, and publishing statistical data necessary to achieve stated objectives.
8. Communicating with Arab and international stock exchanges to enhance market development.
9. Providing other necessary services and activities to support its objectives.



Second: Trading Through Electronic Systems

The Iraq Stock Exchange utilizes electronic systems provided by Nasdaq Technology, including:

1. The Central Depository System for depositing shares of Iraqi joint-stock companies and government bonds.
2. The Electronic Trading System for trading shares and government bonds.

Through these systems, the Exchange organizes five trading sessions per week. Trading is conducted by investors and shareholders through 37 licensed brokerage firms operating in Baghdad via electronic trading terminals within a closed system that ensures secure remote (online) trading.

Third: Equity Trading Timetable

Trading is conducted in accordance with the regulatory trading rules and decisions of the Iraqi Securities Commission and the Board of Governors of the Iraq Stock Exchange, both technically and administratively, via electronic systems as follows:

- Pre-Open (Order Entry Period): 9:30 am – 10:00 am
- Opening Bell: 10:00 am
- Continuous Trading Session: 10:00 am – 1:00 pm
- Closing Bell and Block Trades Session: 1:00 pm – 1:30 pm
- Share and Cash Settlement: 1:30 pm – 2:00 pm

Fourth: Trading Platforms at the Iraq Stock Exchange

Brokerage firms and investors conduct trading through the following electronic platforms:

- Regular platform (Regular Market)
- Second platform (Second Market)
- Third platforms (Low Disclosure Market)
- Online Trading Platform (OMS)

Available to investors through Al-Karmal Brokerage Company, under the supervision of the Iraqi Securities Commission and the Iraq Stock Exchange.

- Over-the-Counter (OTC) Platform for Unlisted Companies

Operated in accordance with Regulatory Instruction No. (21) governing unlisted joint-stock companies to organize and document their trading electronically.

- Government Bonds Trading Platform (G. Bonds)

Government bonds are listed and traded pursuant to the regulations governing the listing, deposit, and trading of government bonds in Iraq.

Fifth: Trading Indicators of Listed Companies' Shares – March 2026

During March 2026, Iraq Stock Exchange (ISX) held 17 trading sessions. Below are the key market indicators for March 2026:

1. Number of Traded Companies

A. Listed Companies

The total number of Iraqi listed companies listed on the Exchange reached 118 companies, of which:

104 companies are listed on the official trading platforms.

14 companies are listed on the OTC platform.

16 companies remain under procedural review on the OTC platform.

B. Actively Traded Companies

Shares of 81 listed companies were traded during the month.

No trading occurred on the shares of 27 listed companies due to discrepancies between bid and ask prices.

The number of companies suspended from trading by a decision of the Iraqi Securities Commission reached 10 companies, namely:

North Bank, Zain Iraq Bank, Babylon Bank, Al-Zawraa Financial Investment, Al-Khair Financial Investment, Bain Al-Nahrain Financial Investments, Al-Mal Islamic Bank, Al-Batik Financial Investment, Al-Wiam Financial Investment, Iraqi Land Transport Company.



2. Number of Traded Shares

The total number of shares traded for listed companies amounted to 11,271,507,154 shares, distributed across platforms as follows:

Regular Platform: 8.201 billion shares - Second Platform: 505 billion shares - Non Disclosed Platform: 2.564 billion shares

3. Value of Traded Shares

The total value of traded shares reached IQD 26,063,368,369 according to the following breakdown:

Regular Platform: IQD 24.205 billion - Second Platform: IQD 564 million - Non Disclosed Platform: IQD 1.293 billion

4. Number of Executed Trades

A total of 16505 trades were executed, distributed as follows:

Regular Platform: 13807 trades - Second Platform: 680 trades - Non Disclosed Platform: 2018 trades

5. ISX-OTC Trading Indicators

Through the ISX-OTC platform, a total of 1,547,862,116 shares were traded, with a value of IQD 929,901,251, executed through 270 trades on the shares of the following companies:

Al-Warka'a Bank for Investment and Finance, Al-Karmal Brokerage, The Iraqi Company for Deposit Insurance, and Kirkuk for Construction Materials Production.

6. Online Trading Platform (OMS) – IRAKA Investors

The total number of traded shares amounted to 2,821,098,314 shares, comprising 1.695 billion shares purchase orders and 1.125 billion shares sell orders, executed by 105 investors.

The total trading value reached IQD 6,299,629,044 including IQD 3.328 billion in purchase orders and IQD 2.970 billion in sell orders.

The total number of executed trades amounted to 2592 trades, including 1150 purchase and 1442 sell.

7. Block Trades Indicators

The number of executed special orders during March 2026 reached two matched orders, which were carried out two trading sessions. The total number of shares traded amounted to 986,472,680 shares, with a total value of IQD 9,739,472,680.

These transactions were executed on the shares of Al-Mansour Hotels Company and the Iraqi Company for Deposited Insurance.

Table No. (1) illustrates the trading indicators of listed companies' shares by trading sessions for March 2026.

Table No. (1)

Trading Indicators of Shares by Trading Sessions for March 2026

| Sessions | Volume | Value | Trades | Traded Co. | Listed Co. | ISX60 | ISX15 |
|------------|----------------|----------------|--------|------------|------------|---------|-----------|
| 01/03/2026 | 560,879,568 | 1,412,508,670 | 1,138 | 46 | 118 | 950.250 | 1,209.800 |
| 02/03/2026 | 246,633,208 | 498,918,554 | 886 | 47 | 118 | 945.520 | 1,199.790 |
| 03/03/2026 | 1,248,277,373 | 1,877,570,628 | 1,121 | 47 | 118 | 937.660 | 1,187.260 |
| 04/03/2026 | 602,987,189 | 745,291,478 | 924 | 58 | 118 | 941.590 | 1,201.640 |
| 05/03/2026 | 626,304,285 | 1,250,060,404 | 938 | 46 | 118 | 952.710 | 1,217.270 |
| 08/03/2026 | 612,297,340 | 1,128,311,888 | 1,004 | 46 | 118 | 954.440 | 1,209.560 |
| 09/03/2026 | 1,297,109,288 | 1,288,893,006 | 817 | 50 | 118 | 956.120 | 1,209.680 |
| 10/03/2026 | 1,288,961,320 | 1,973,731,199 | 1,265 | 48 | 118 | 972.090 | 1,223.900 |
| 11/03/2026 | 682,166,551 | 783,980,341 | 999 | 47 | 118 | 989.470 | 1,237.850 |
| 12/03/2026 | 584,172,221 | 1,351,865,743 | 1,050 | 52 | 118 | 988.700 | 1,236.410 |
| 15/03/2026 | 1,022,564,794 | 9,624,913,741 | 946 | 61 | 118 | 988.860 | 1,236.630 |
| 17/03/2026 | 464,699,644 | 436,755,502 | 756 | 56 | 118 | 984.500 | 1,234.880 |
| 24/03/2026 | 564,575,131 | 629,365,963 | 803 | 51 | 118 | 978.930 | 1,232.080 |
| 25/03/2026 | 878,942,499 | 1,144,443,848 | 1,114 | 52 | 118 | 948.420 | 1,220.020 |
| 29/03/2026 | 820,169,631 | 680,368,803 | 1,066 | 51 | 118 | 937.900 | 1,216.310 |
| 30/03/2026 | 680,071,961 | 1,222,047,464 | 991 | 52 | 118 | 945.080 | 1,221.640 |
| 31/03/2026 | 638,557,267 | 944,242,387 | 957 | 54 | 118 | 964.570 | 1,230.970 |
| Total | 12,819,369,270 | 26,993,269,620 | 16,775 | 81 | 118 | 964.570 | 1,230.970 |



Sixth: ISX Price Index and Daily Trading Prices

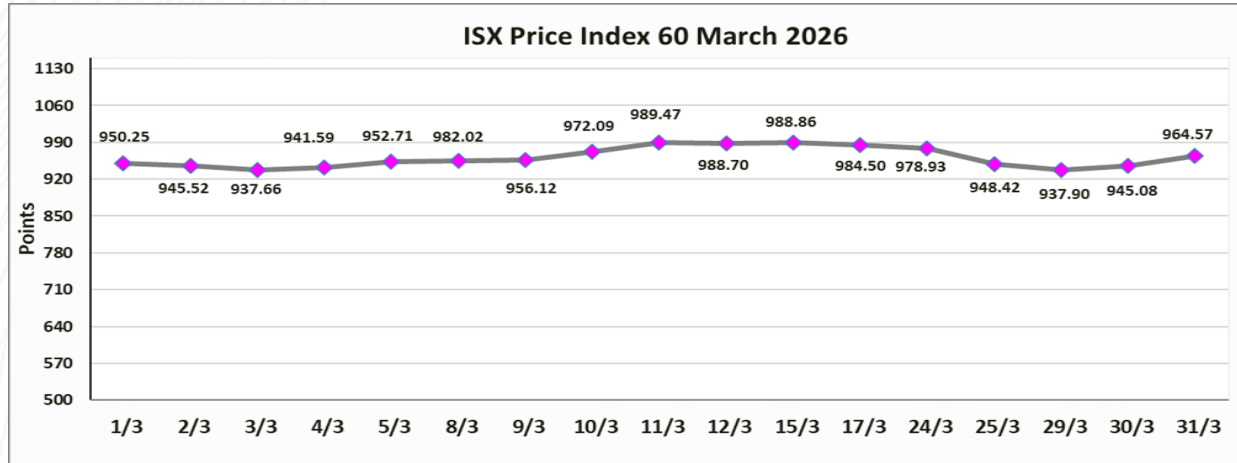
1. ISX60 Price Index

The ISX60 Price Index closed at 950.25 points in the first trading session of March 2026, and ended the month at 964.57 points in the final trading session. Compared to its closing level in the last session of February 2026, which stood at 963.44 points, the index recorded an increase of 0.12%.

The ISX60 Index reached its highest level during the session of 11 March 2026, closing at 989.47 points, while its lowest level was recorded during the trading session of 3 March 2026, when it closed at 937.66 points.

Figure (1)

Daily ISX60 Price Index – February 2026



2. ISX15 Free Float Market Capitalization Price Index

Iraq Stock Exchange launched the Free Float Market Capitalization Price Index (ISX15) on 14/04/2024.

The index includes the following companies:

Bank of Baghdad, Al-Mansour Investment Bank, Iraqi National Bank, Commercial Bank of Iraq, Asiaccell Communications, Baghdad Soft Drinks Company, Iraqi Carpets and Furnishing, Al-Mansour Pharmaceutical Industries, Baghdad Hotel, Babylon Hotel, National Tourism Investment Company, Al-Maamoura Real Estate Investments, Iraqi Company for Meat Production and Marketing, Iraqi Company for Agricultural Products Production and Marketing, and Iraqi Company for Seed Production.

The ISX15 index closed at 1219.96 points in the first trading session of March 2026, and at 1209.80 points in the last trading session of March 2026. Compared with its closing level of 1230.97 points at the end of February 2026, the index increase by 0.70 %.

The index recorded its highest value in the session of 11 March 2026, closing at 1237.85 points, while its lowest value was recorded on 3 March 2026, closing at 1187.26 points.

Figure (2)

ISX15 Free Float Market Capitalization Price Index – March 2026

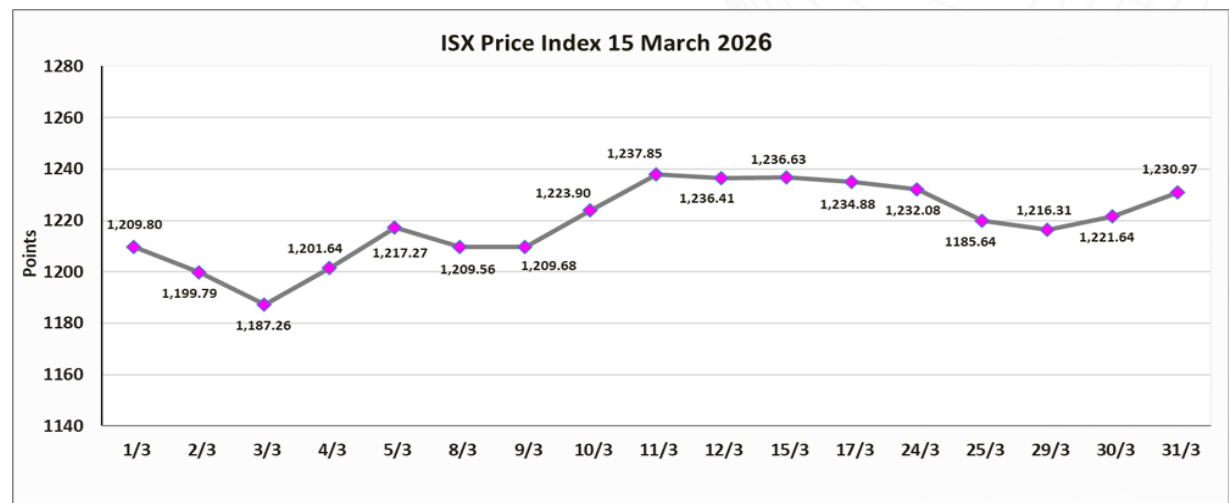


Table (2) below illustrates the traded companies' share prices and the percentage changes in closing prices for March 2026.

| Company | Open Price | High Price | Low Price | Avg Price | Close Price | Ref Close Price | Change % | Trades |
|----------------------------------|------------|------------|-----------|-----------|-------------|-----------------|----------|--------|
| Commercial Bank of Iraq | 0.660 | 0.670 | 0.630 | 0.640 | 0.660 | 0.670 | -1.49 | 314 |
| Bank of Baghdad | 3.100 | 3.420 | 2.970 | 3.220 | 3.410 | 3.110 | 9.65 | 1,765 |
| Iraqi Islamic Bank | 0.990 | 1.020 | 0.970 | 1.000 | 1.000 | 1.010 | -0.99 | 188 |
| Iraqi Middle East Bank | 0.070 | 0.070 | 0.060 | 0.060 | 0.060 | 0.060 | 0.00 | 55 |
| Investment Bank of Iraq | 0.210 | 0.230 | 0.200 | 0.210 | 0.210 | 0.210 | 0.00 | 191 |
| National Bank of Iraq | 4.780 | 4.870 | 4.600 | 4.730 | 4.800 | 4.800 | 0.00 | 992 |
| Economy Bank | 0.220 | 0.220 | 0.210 | 0.220 | 0.220 | 0.220 | 0.00 | 85 |
| Gulf Commercial Bank | 0.320 | 0.350 | 0.300 | 0.330 | 0.340 | 0.330 | 3.03 | 389 |
| Mousel Bank | 0.130 | 0.150 | 0.120 | 0.140 | 0.140 | 0.130 | 7.69 | 78 |
| Union Bank of Iraq | 0.170 | 0.170 | 0.170 | 0.170 | 0.170 | 0.170 | 0.00 | 1 |
| Kurdistan International Bank | 1.250 | 1.250 | 1.100 | 1.100 | 1.100 | 1.250 | -12.00 | 34 |
| Ashur International Bank | 0.230 | 0.240 | 0.220 | 0.230 | 0.230 | 0.240 | -4.17 | 140 |
| Mansour Bank | 2.030 | 2.150 | 1.560 | 1.910 | 1.620 | 2.050 | -20.98 | 2,837 |
| United Bank for Investment | 0.050 | 0.050 | 0.050 | 0.050 | 0.050 | 0.050 | 0.00 | 123 |
| Elaf Islamic Bank | 0.270 | 0.270 | 0.250 | 0.260 | 0.250 | 0.270 | -7.41 | 13 |
| National Islamic Bank | 0.720 | 0.850 | 0.720 | 0.830 | 0.850 | 0.700 | 21.43 | 13 |
| Al-Taif Islamic Bank | 0.690 | 0.690 | 0.670 | 0.680 | 0.670 | 0.700 | -4.29 | 28 |
| Credit Bank of Iraq | 0.600 | 0.620 | 0.590 | 0.600 | 0.600 | 0.600 | 0.00 | 64 |
| Trans Iraq Bank Investment | 0.310 | 0.310 | 0.310 | 0.310 | 0.310 | 0.310 | 0.00 | 6 |
| Al Attaa Islamic Bank | 0.100 | 0.100 | 0.100 | 0.100 | 0.100 | 0.100 | 0.00 | 11 |
| Development Bank | 1.050 | 1.050 | 1.050 | 1.050 | 1.050 | 1.000 | 5.00 | 5 |
| Iraq Noor Islamic Bank | 0.250 | 0.250 | 0.250 | 0.250 | 0.250 | 0.250 | 0.00 | 5 |
| International Islamic Bank | 0.200 | 0.200 | 0.200 | 0.200 | 0.200 | 0.200 | 0.00 | 9 |
| Regional Commercial Bank | 1.000 | 1.010 | 1.000 | 1.000 | 1.010 | 1.000 | 1.00 | 11 |
| Summer Commercial Bank | 0.130 | 0.160 | 0.130 | 0.150 | 0.160 | 0.140 | 14.29 | 437 |
| Asia Cell Telecommunication | 14.900 | 15.000 | 13.950 | 14.570 | 14.940 | 14.900 | 0.27 | 2,171 |
| Al-Khatem Telecommunication | 3.360 | 3.710 | 3.300 | 3.530 | 3.600 | 3.360 | 7.14 | 167 |
| Al-Ameen for Insurance | 0.980 | 0.990 | 0.800 | 0.950 | 0.900 | 0.950 | -5.26 | 146 |
| Dar Al-Salam for Insurance | 0.700 | 0.840 | 0.700 | 0.790 | 0.800 | 0.700 | 14.29 | 28 |
| Gulf for Insurance | 0.450 | 0.450 | 0.420 | 0.440 | 0.430 | 0.450 | -4.44 | 14 |
| Al-Ahlia for Insurance | 0.850 | 0.850 | 0.850 | 0.850 | 0.850 | 0.850 | 0.00 | 3 |
| Al-Hamraa for Insurance | 3.300 | 6.170 | 3.210 | 6.120 | 6.100 | 3.210 | 90.03 | 53 |
| Al-Ameen for Investment | 1.200 | 1.200 | 1.200 | 1.200 | 1.200 | 1.200 | 0.00 | 1 |
| Al-Kharkh Tour Amuzement | 4.050 | 4.300 | 4.000 | 4.140 | 4.290 | 4.100 | 4.63 | 191 |
| Al-Mosul for funfairs | 6.920 | 6.920 | 6.500 | 6.860 | 6.500 | 6.920 | -6.07 | 14 |
| Mamoura Realestate | 3.100 | 3.340 | 3.090 | 3.230 | 3.230 | 3.190 | 1.25 | 225 |
| Al-Nukhba for Construction | 0.770 | 0.770 | 0.740 | 0.760 | 0.740 | 0.770 | -3.90 | 10 |
| Iraq Baghdad for Trans | 22.900 | 24.160 | 20.170 | 22.070 | 22.350 | 23.480 | -4.81 | 733 |
| Rehab Karbala | 0.680 | 0.680 | 0.660 | 0.670 | 0.660 | 0.690 | -4.35 | 6 |
| Al-Ameen Estate Investment | 1.730 | 1.960 | 1.590 | 1.870 | 1.870 | 1.760 | 6.25 | 273 |
| Iraqi for General Transportation | 1.710 | 2.000 | 1.640 | 1.840 | 1.800 | 1.710 | 5.26 | 101 |
| Al-Badia for General Trans | 0.880 | 0.990 | 0.830 | 0.910 | 0.990 | 0.880 | 12.50 | 47 |
| Al-Mansour Pharmaceuticals | 2.050 | 2.150 | 1.950 | 2.090 | 2.070 | 2.080 | -0.48 | 608 |
| Modern Sewing | 5.270 | 5.500 | 5.100 | 5.340 | 5.400 | 5.350 | 0.93 | 86 |
| Iraqi for Tufted Carpets | 17.000 | 18.000 | 17.000 | 17.890 | 18.000 | 17.470 | 3.03 | 32 |
| Baghdad Soft Drinks | 5.770 | 6.000 | 5.550 | 5.750 | 5.990 | 5.780 | 3.63 | 1,194 |
| Iraqi Date Marketing | 2.600 | 2.670 | 2.400 | 2.750 | 2.400 | 2.590 | -7.34 | 41 |
| Al-Kindi of Veterinary Vaccines | 2.400 | 2.600 | 2.400 | 2.540 | 2.520 | 2.480 | 1.61 | 95 |
| Iraqi Engineering Works | 5.500 | 5.500 | 5.500 | 5.500 | 5.500 | 5.500 | 0.00 | 7 |
| Khazer Road for Construction | 1.230 | 1.310 | 1.150 | 1.240 | 1.230 | 1.260 | -2.38 | 134 |
| Metallic Industries and Bicycles | 1.850 | 2.050 | 1.840 | 1.880 | 2.050 | 1.850 | 10.81 | 12 |
| Ready Made Clothes | 2.150 | 2.310 | 2.100 | 2.230 | 2.300 | 2.250 | 2.22 | 17 |
| Baghdad for Packing Materials | 3.000 | 3.000 | 2.850 | 2.850 | 2.850 | 3.000 | -5.00 | 5 |
| Fallujah for Construction | 2.800 | 3.000 | 2.700 | 2.760 | 2.750 | 2.850 | -3.51 | 208 |
| Household Furniture | 1.000 | 1.000 | 0.950 | 0.950 | 0.950 | 1.000 | -5.00 | 7 |
| Electronic Industries | 1.800 | 1.870 | 1.700 | 1.790 | 1.710 | 1.800 | -5.00 | 90 |
| Al-Hilal Industries | 1.450 | 1.520 | 1.450 | 1.490 | 1.500 | 1.520 | -1.32 | 28 |



Table (2) below illustrates the traded companies' share prices and the percentage changes in closing prices for March 2026.

| Company | Open Price | High Price | Low Price | Avg Price | Close Price | Ref Close Price | Change % | Trades |
|------------------------------|------------|------------|-----------|-----------|-------------|-----------------|----------|--------|
| The Light Industries | 1.300 | 1.320 | 1.150 | 1.240 | 1.240 | 1.300 | -4.62 | 251 |
| National Chemical & Plastic | 1.860 | 1.970 | 1.800 | 1.860 | 1.870 | 1.890 | -1.06 | 45 |
| Iraqi Carton Manufactories | 2.200 | 3.120 | 2.200 | 2.700 | 2.520 | 2.160 | 16.67 | 222 |
| Modern Construction | 1.250 | 1.420 | 0.990 | 1.190 | 1.310 | 1.250 | 4.80 | 60 |
| Ishtar Hotels | 8.550 | 9.250 | 8.500 | 8.920 | 9.050 | 8.980 | 0.78 | 118 |
| Babylon Hotel | 102.000 | 102.000 | 102.000 | 102.000 | 102.000 | 109.670 | -6.99 | 6 |
| Baghdad Hotel | 11.510 | 11.580 | 11.500 | 11.500 | 11.580 | 11.500 | 0.70 | 41 |
| National for Tourist | 9.000 | 9.250 | 9.000 | 9.010 | 9.250 | 9.190 | 0.65 | 6 |
| Tourist Village of Mosul dam | 13.000 | 13.650 | 13.000 | 13.510 | 13.600 | 11.370 | 19.61 | 17 |
| Mansour Hotel | 47.500 | 51.000 | 45.500 | 49.910 | 51.000 | 46.300 | 10.15 | 103 |
| Al-Sadeer Hotel | 23.000 | 23.000 | 22.950 | 22.950 | 23.000 | 23.160 | -0.69 | 6 |
| Ashour Hotel | 27.000 | 30.850 | 27.000 | 29.310 | 29.310 | 27.000 | 8.56 | 19 |
| Palestine Hotel | 19.800 | 19.800 | 18.150 | 18.750 | 18.200 | 19.800 | -8.08 | 318 |
| Modern for Animal Produc. | 0.360 | 0.380 | 0.350 | 0.360 | 0.360 | 0.360 | 0.00 | 98 |
| Al-Ahlyia for Agricultural | 3.050 | 3.050 | 2.200 | 2.370 | 2.200 | 3.060 | -28.10 | 37 |
| Middle East for Fish Produc. | 5.990 | 5.990 | 5.990 | 5.990 | 5.990 | 6.450 | -7.13 | 1 |
| Iraqi Products Meat | 4.600 | 4.820 | 4.370 | 4.480 | 4.370 | 4.520 | -3.32 | 41 |
| Iraqi Agricultural Products | 10.000 | 10.000 | 10.000 | 10.000 | 10.000 | 10.000 | 0.00 | 1 |
| Babil Animal and Vegetable | 6.500 | 7.320 | 6.500 | 6.920 | 6.950 | 6.860 | 1.31 | 155 |
| Iraqi for Seed Production | 4.990 | 5.100 | 4.850 | 4.960 | 4.900 | 4.990 | -1.80 | 419 |

Share Prices of Companies Traded on the OTC Platform

| Company | High Price | Low Price | Avg Price | Trades |
|---------------------------|------------|-----------|-----------|--------|
| Al-Warkaa Bank | 0.200 | 0.130 | 0.190 | 251 |
| Kirkuk Construction | 2.380 | 2.270 | 2.350 | 15 |
| Al-Karaml Brokerage | 10.000 | 10.000 | 10.000 | 2 |
| Iraqi Deposited Insurance | 1.000 | 1.000 | 1.000 | 2 |

Seventh: Non-Iraqi Investors' Equity Trading Indicators

The total number of shares purchased by foreign investors reached 913,949,132 shares, with a total value of IQD 929,621,599 executed through 63 trades on the shares of 9 companies.

The total number of shares sold by foreign investors reached 1,068,221,763 shares, with a total value of IQD 1,533,123,693, executed through 470 trades on the shares of 15 companies.



Table (3) presents the daily trading indicators of foreign investors' equity trading during March 2026.

Table (3)
Daily Equity Trading Indicators by Foreign Investors – March 2026.

| Sessions | Volume / Purchase | Value / Purchase | Trades | Traded Co. | Volume / Sell | Value / Sell | Trades | Traded Co. |
|------------|-------------------|------------------|--------|------------|---------------|---------------|--------|------------|
| 01/03/2026 | 25,975,262 | 94,519,870 | 18 | 4 | 2,068,005 | 29,546,786 | 27 | 2 |
| 02/03/2026 | 4,000 | 4,200 | 2 | 1 | 3,500,991 | 50,841,900 | 53 | 2 |
| 03/03/2026 | 789,473,680 | 789,473,680 | 2 | 1 | 820,473,680 | 876,732,405 | 23 | 3 |
| 04/03/2026 | 14,990,077 | 4,784,223 | 10 | 5 | 7,073,112 | 82,661,191 | 36 | 2 |
| 05/03/2026 | 17 | 10 | 1 | 1 | 16,232,317 | 104,675,711 | 52 | 3 |
| 08/03/2026 | 2,721,240 | 2,309,403 | 6 | 4 | 18,797,707 | 51,636,916 | 17 | 4 |
| 09/03/2026 | 27,436,996 | 9,360,107 | 13 | 2 | 2,149,951 | 6,598,850 | 4 | 1 |
| 10/03/2026 | 0 | 0 | 0 | 0 | 16,568,232 | 127,201,260 | 66 | 3 |
| 11/03/2026 | 0 | 0 | 0 | 0 | 14,630,000 | 69,167,220 | 49 | 3 |
| 12/03/2026 | 50,012,109 | 16,555,701 | 3 | 2 | 3,184,355 | 32,110,217 | 21 | 4 |
| 15/03/2026 | 0 | 0 | 0 | 0 | 2,870,000 | 32,460,141 | 30 | 3 |
| 17/03/2026 | 0 | 0 | 0 | 0 | 4,599,436 | 3,850,192 | 7 | 2 |
| 24/03/2026 | 0 | 0 | 0 | 0 | 0 | 0 | 0 | 0 |
| 25/03/2026 | 1,000,000 | 4,850,000 | 1 | 1 | 1,739,201 | 445,316 | 8 | 4 |
| 29/03/2026 | 1,935,751 | 7,195,405 | 3 | 2 | 75,000,000 | 12,750,000 | 9 | 1 |
| 30/03/2026 | 0 | 0 | 0 | 0 | 75,969,454 | 18,153,379 | 21 | 2 |
| 31/03/2026 | 400,000 | 569,000 | 4 | 3 | 3,365,322 | 34,292,208 | 47 | 2 |
| Total | 913,949,132 | 929,621,599 | 63 | 9 | 1,068,221,763 | 1,533,123,693 | 470 | 15 |

Eighth: Government Bonds Trading Platform (G. Bonds)

Pursuant to the regulatory bylaw governing the listing, deposit, and trading of government bonds, the listed bonds are as follows:

1. Binaa Bonds – Second Issue

Bond denomination: IQD 1,000,000, annual interest rate: 7%, paid semi-annually on June 16 and December 15, maturity period: Four years and maturity date: December 16, 2025

The Binaa Second Issue bond, denomination IQD 1,000,000 (CB20), was suspended from trading effective Tuesday, December 2, 2025.

2. Emaar Bonds – First Issue

Listing approved on December 27, 2023, trading commenced on March 19, 2024, issue value: IQD 1,499,999,500,000, bond denomination: IQD 1,000,000, annual interest rate: 8%, paid semi-annually on April 9 and October 9, maturity period: Four years, maturity date: October 9, 2027.

3. Emaar Bonds – Second Issue

Listing approved on February 11, 2024, trading commenced on March 27, 2024, issue value: IQD 1.5 trillion, bond denomination: IQD 1,000,000, annual interest rate: 8%, paid semi-annually on May 28 and November 27, maturity period: Four years, maturity date: November 27, 2027.

4. Emaar Bonds – Third Issue

Listing approved on March 17, 2024, trading commenced on April 21, 2024, issue value: IQD 1,589,789,500,000, with the following denominations:

- Bond denomination: IQD 500,000, annual interest rate: 6%, paid semi-annually on June 30 and December 30, maturity period: Two years, maturity date: December 30, 2025.

The Emaar Third Issue bond, denomination IQD 500,000 (CB45), was suspended from trading effective Tuesday, December 16, 2025.

Bond denomination: IQD 1,000,000, annual interest rate: 8%, paid semi-annually on June 30 and December 30, maturity period: Four years, maturity date: December 30, 2027.

5. Enjaz Bonds – First Issue

Listing approved on July 18, 2024, trading commenced on October 20, 2024, issue value: IQD 1.5 trillion, with the following denominations:

- Bond denomination: IQD 500,000, annual interest rate: 6.5%, paid semi-annually on October 14 and April 15, maturity period: Two years, maturity date: April 15, 2026

- Bond denomination: IQD 1,000,000, annual interest rate: 8.5%, paid semi-annually on October 14 and April 15, maturity period: Four years, maturity date: April 14, 2028.



6. Enjaz Bonds – Second Issue

Listing approved on October 17, 2024, trading commenced on December 3, 2024, issue value: IQD 2,169,839,000,000, with the following denominations:

- Bond denomination: IQD 500,000, annual interest rate: 6.5%, paid semi-annually on January 20 and July 22, maturity period: Two years, maturity date: July 22, 2026
- Bond denomination: IQD 1,000,000, annual interest rate: 8.5%, paid semi-annually on January 20 and July 22, maturity period: Four years, maturity date: July 21, 2028.

7. Enjaz Bonds – Third Issue

Listing approved on December 30, 2024, trading commenced on March 5, 2025, issue value: IQD 1,300,000,000,000, with the following denominations:

- Bond denomination: IQD 500,000, annual interest rate: 6.5%, paid semi-annually on April 14 and October 14, maturity period: Two years, maturity date: October 14, 2026
- Bond denomination: IQD 1,000,000, annual interest rate: 8.5%, paid semi-annually on April 14 and October 14, maturity period: Four years, maturity date: October 13, 2028

8. National Bonds – First Issue

Listing approved on May 7, 2025, trading commenced on August 28, 2025, issue value: IQD 1 trillion, with the following denominations:

- Bond denomination: IQD 500,000, annual interest rate: 6%, paid semi-annually, maturity period: Two years, maturity date: February 10, 2027
- Bond denomination: IQD 1,000,000, annual interest rate: 7.5%, paid semi-annually, maturity period: Four years, maturity date: February 9, 2029

9. National Bonds – Second Issue

Listing approved on May 7, 2025, trading commenced on August 28, 2025, issue value: IQD 2,529,000,000, with the following denominations:

- Bond denomination: IQD 500,000, annual interest rate: 8%, paid semi-annually, maturity period: Two years, maturity date: March 20, 2027
- Bond denomination: IQD 1,000,000, annual interest rate: 10%, paid semi-annually, maturity period: Four years, maturity date: March 19, 2029

10. National Bonds – Third Issue

Approval issued by the Iraqi Securities Commission on July 28, 2025, trading commenced on September 8, 2025, issue value: IQD 2,262,665,500,000, with the following denominations:

- Bond denomination: IQD 500,000, annual interest rate: 8%, paid semi-annually, maturity period: Two years, maturity date: April 20, 2027
- Bond denomination: IQD 1,000,000, annual interest rate: 10%, paid semi-annually, maturity period: Four years, maturity date: April 19, 2029

Government Bonds Traded During March 2026

| Bond | Code | Type | Price / IQD | Trades | No. of traded bonds | Value |
|-----------|------|-----------|-------------|--------|---------------------|------------|
| Enjaz / 2 | CB65 | 500,000 | 503,793 | 1 | 1 | 503,793 |
| Enjaz / 2 | CB70 | 1,000,000 | 965,050 | 1 | 18 | 17,370,900 |



Ninth: ISX–OTC Platform for Unlisted Companies

ISX-OTC Platform for Unlisted Companies was launched on January 2, 2024, pursuant to Regulation No. (21) of 2023, based on the letter issued by the Companies Registration Directorate / General Registrar No. 35428 dated December 27, 2023, addressed to unlisted companies to register on the OTC platform.

Subsequently, the OTC Platform was officially registered under Book No. 7827 dated March 25, 2024.

Companies that Have Completed Registration and Are Eligible for Trading

1. Al-Rabee Securities Brokerage Co.
2. Al-Karmal Securities Brokerage Co.
3. Hammurabi Commercial Bank.
4. Al-Warka Investment and Finance Bank.
5. Al-Sanam Islamic Bank.
6. Ashur Gate for Systems and Electronic Payment Services.
7. Dilnia Insurance Co.
8. Iraqi Company for Deposit Insurance.
9. Samaa Baghdad for Money Exchange.
10. Shatt Al-Arab Insurance Co.
11. Al-Badiya Insurance Co.
12. Kirkuk Co. for Plastic Materials Production.
13. Kurdistan International Insurance Co.
14. Al-Elaf Insurance Co.

Companies Approved by the Securities Commission for Listing

(Registration and Depository Procedures in Progress)

1. United International Insurance Co.
Approved by the Securities Commission pursuant to Letter No. 37/13 dated 18/9/2024 – the company is in the process of completing its financial obligations and contracting with the Iraq Stock Exchange.
2. Al-Ola Exchange Co.
Approved pursuant to Letter No. 2/13 dated 12/1/2025 – currently completing financial obligations and contracting procedures with the Iraq Stock Exchange.
3. National Food Industries Co.
Approved pursuant to Letter No. 21/13 dated 27/6/2024 – the company has settled its financial obligations and will use the same ISIN code.
4. Al-Zaeem Exchange Co.
Approved pursuant to Letter No. 6/13 dated 8/2/2024 – currently completing financial and contractual requirements with the Iraq Stock Exchange.
5. Al-Sawa Exchange Co.
Approved pursuant to Letter No. 4/13 dated 16/1/2024 – in the process of completing its financial obligations and contracting.
6. Al-Hilman Exchange Co.
Approved pursuant to Letter No. 33/13 dated 18/9/2024 – in the process of completing financial obligations and contracting.
7. Al-Yamama Insurance Co.
Approved pursuant to Letter No. 34/13 dated 18/9/2024 – in the process of completing financial obligations and contracting.
8. Al-Abed Exchange Co.
Approved pursuant to Letter No. 12/13 dated 4/6/2025 – in the process of completing financial obligations and contracting.
9. Al-Sarraf Exchange Co.
Approved pursuant to Letter No. 13/13 dated 4/6/2025 – in the process of completing financial obligations and contracting.
10. Al-Sarem Exchange Co.
Approved pursuant to Letter No. 14/13 dated 4/6/2025 – in the process of completing financial obligations and contracting.
11. Al-Anam Exchange Co.
Approved pursuant to Letter No. 29/13 dated 22/9/2025 – in the process of completing financial obligations and contracting.



12. Al-Rasid Exchange Co.
Approved pursuant to Letter No. 28/13 dated 22/9/2025 – in the process of completing financial obligations and contracting.
13. Iraqi International Insurance Co.
Approved pursuant to Letter No. 2521/9 dated 7/12/2025 – in the process of completing financial obligations and contracting.
14. Zain Insurance Co.
Approved pursuant to Letter No. 2522/9 dated 7/12/2025 – in the process of completing financial obligations and contracting.
15. Al-Maseer Insurance Co.
Approved pursuant to Letter No. 1/13 dated 22/1/2026 – in the process of completing financial obligations and contracting.
16. Dar Al-Thiqa Insurance Co.
Approved pursuant to Letter No. 2/13 dated 22/1/2026 – in the process of completing financial obligations and contracting.

Other Companies Under Review and Decision Issuance by Iraqi Securities Commission

- Al Andalus Insurance Company: Approval of the Board of Commissions was issued pursuant to decision no. 33 dated 3/3/2026.
- Asia Gate Insurance Company: Approval of the Board of Commissions was issued pursuant to decision no. 32 dated 3/3/2026.
- Dar Al Aman Insurance Company: Approval of the Board of Commissions was issued pursuant to decision no. 34 dated 3/3/2026.
- Al Khair Insurance Company: Approval of the Board of Commissions was issued pursuant to decision no. 52 dated 17/3/2026.
- Blue Yam General Trading Company: Approval of the Board of Commissions was issued pursuant to decision no. 51 dated 17/3/2026.

Tenth: News of Listed Companies and General Assembly Resolutions

A. Resolutions of General Assemblies of Listed Companies

1. Al Mansuor Investment Bank

The company's General Assembly, in its meeting held on 17/3/2026, decided the following:

Discussion of the final accounts for the year 2025.

Dividend distribution with a rate of 10%.

Increase of the company's capital from IQD 445,000,000,000 to IQD 585,000,000,000, in accordance with Article (55/Second) of the Companies Law.

Trading resumed on, 25/3/2026.

2. Al Ameen Insurance Company

The company's General Assembly meeting held on 18/3/2026, decided the following:

Discussion of the final accounts for the year 2025.

Transfer of profits to retained surplus.

Increase of the company's capital from IQD 6,250,000,000 to IQD 7,000,000,000, in accordance with Article (55/Second) of the Companies Law.

Trading resumed on, 29/3/2026.

General Assembly Meetings of OTC Companies

• Kurkik Company for the production of Construction Materials: The company's General Assembly, in its meeting held on 21/3/2026.

Discussion of the final accounts for the year 2009, 2011, 2012, 2013, 2014, 2015, 2016, 2017, 2018.

Postponement of the discussion of capital increase and the carryforward of the deficit to subsequent years.

Trading resumed on, 24/3/2026.



B. Follow-up on Companies' Implementation of General Assembly Resolutions – Capital Increases

1. **United Investment Bank:** Securities Commission letter No. 9/1126 dated 29/5/2025 extended the period for adding capital increase shares for (4) months from 26/5/2025. The General Assembly held on 26/1/2025 approved increasing capital from IQD (300) billion to IQD (350) billion in accordance with Article (55/First) of the Companies Law.
2. **Gulf Commercial Bank:** The General Assembly held on 29/9/2025 approved increasing capital by IQD (100) billion to reach IQD (400) billion in compliance with reform standards and according to the instructions and timelines of the Central Bank of Iraq, pursuant to Article (55/First) of the Companies Law.
3. **Karkh Tourist City Amusement Park Company:** The General Assembly held on 30/9/2025 approved increasing capital from IQD (1,500,000,000) to IQD (1,600,000,000), pursuant to Article (55/Fourth) of the Companies Law.
- Iraqi Investment Bank:** The General Assembly held on 19/12/2025 approved increasing capital from IQD (288) billion to IQD (300) billion, pursuant to Article (55/First and Second) of the Companies Law.
- Ameen Iraq Bank:** The General Assembly held on 21/12/2025 approved increasing capital from IQD (250) billion to IQD (300) billion, pursuant to Article (56/Fourth) of the Companies Law.
4. **Investment Bank of Iraq:** The General Assembly held on 19/12/2025 approved increasing capital from IQD (288) billion to IQD (300) billion pursuant to Article (55/First & Second) of the Companies Law.
5. **Ameen Al-Iraq Islamic Bank:** The General Assembly held on 21/12/2025 approved increasing capital from IQD (250) billion to IQD (300) billion pursuant to Article (56/Fourth) of the Companies Law.
6. **Al-Mustashar Islamic Bank:** The General Assembly held on 22/12/2025 approved increasing capital from IQD (250) billion to IQD (271) billion pursuant to Article (55/Second), and subsequently from IQD (271) billion to IQD (300) billion pursuant to Article (55/First) of the Companies Law.
5. **Ashur International Bank:** The General Assembly held on 19/1/2026 approved increasing capital from IQD (250) billion to IQD (300) billion pursuant to Article (55/Second) of the Companies Law.
6. **Al-Mousel Bank for Investment:** The General Assembly held on 31/12/2025 approved increasing capital from IQD (252,500,000,000) to IQD (300) billion, divided into (27,500,000,000) IQD pursuant to Article (55/Second), and (20,000,000,000) IQD pursuant to Article (55/First) of the Companies Law.
7. **Al-Sanam Islamic Bank:** The General Assembly held on 23/11/2025 approved increasing capital from IQD (350) billion to IQD (375) billion, pursuant to Article (55/First) of the Companies Law.
8. **Economy Bank for Investment and Finance:** Extension of subscription to the company's shares started from 10/2/2026 on the offered shares (39,100,000,000) at Gulf Commercial Bank – Main Branch for a period of 30 days. The General Assembly held on 23/11/2025 approved increasing capital from (260,900,000,000) shares to (300) billion shares pursuant to Article (55/First) of the Companies Law.
9. **Hammurabi Commercial Bank:** The company announces the commencement of subscription to the company's shares, starting from Tuesday 17/3/2026 on the offered shares amounting to 66,333,333,333 shares, through Al-Mousel Bank – Main Branch, for a period of 30 days.
Based on the resolution of the company's General Assembly meeting held on 25 February 2026, approving an increase of the company's capital from 201,000,000,000 shares to 267,333,333,333 shares, in accordance with Article (55/First) of the Companies Law.
10. **Al-Mansour Investment Bank:** The General Assembly held on 17/3/2026 approved increasing capital from IQD (445) billion to IQD (585) billion, pursuant to Article (55/First) of the Companies Law.

C. Companies that Distributed Dividends**Iraqi Company for Data Processing and Marketing:**

The company invites shareholders who have not yet collected their share certificates and previous dividends to visit the company to receive them.

Mansour Hotels Company:

The company announced dividend distribution to shareholders for the year 2023.

Babel Hotel:

Shareholders who have not received or collected the dividends for 2023 and 2024 and the previous years, are requested to visit the hotel to receive them.

Iraqi Seed Production Company:

Shareholders who have not received their previous entitlements are requested to visit the company to collect them. Dividends will be paid exclusively to shareholders or their legally authorized representatives under a certified 2025 power of attorney with an attached issuance barcode.

Iraqi Company for Production and Marketing of Meat and Field Crops:

Dividend distribution will commence on 14/1/2026.

Baghdad Iraq Public Transport Company:

Dividend distribution for the year 2024 will commence on 4/1/2026.



Iraqi Company for Production and Marketing of Agricultural Products:

Dividend distribution will commence starting from 18/1/2026.

Carpets and Furnishings Company:

Dividend distribution commenced on 4/1/2026.

D. Disclosures of Listed Companies – Final Accounts

1. 12 listed companies had submitted its financial statements and final accounts as of 31/12/2025, which were published on the Iraq Stock Exchange website, (Al-Mansour Investment Bank – National Bank of Iraq – Baghdad Bank – Noor Al-Iraq Islamic Bank - Al-Ameen Estate Investment - Al-Nukhba for Construction - Al-Ameen for Financial Investment - Al-Ameen Insurance Company - Modern Sewing - Baghdad Soft Drinks - Modern Chemical industries - Al-Mansour Pharmaceuticals Industries).

(83) companies submitted their financial statements and final accounts as of 31/12/2024, published on the Iraq Stock Exchange website, including:

(84) listed companies submitted first-quarter 2025 financial statements.

(83) listed companies submitted second-quarter 2025 financial statements.

(82) listed companies submitted third-quarter 2025 financial statements.

(53) listed companies submitted fourth-quarter 2025 financial statements.

(5) listed companies submitted first-quarter 2026 financial statements.

Eleven: Decisions of the Securities Commission

A. Pursuant to the amendment, the Commission approved the extension of the deadline for submitting financial statements for the fiscal year 2023, granting an additional one-year period to shareholders of listed companies whose shares are traded on the Iraq Stock Exchange, provided that the companies continue to coordinate with the Federal Board of Supreme Audit to complete audit procedures and issue final financial statements before the end of the extension period. The following companies were included:

Iraqi Company for Date Processing and Marketing:

Commission Letter No. (10/78) dated 11/1/2024 approved the company's request for a one-year extension to submit final accounts for the fiscal year ending 31/8/2023.

Iraqi Company for Carton Manufacturing and Trade:

Commission Letter No. (13/29) dated 1/9/2024 approved the company's request for a one-year extension to submit final accounts for the fiscal year ending 31/12/2023.

Ishtar Hotels:

Commission Letter No. (13/31) dated 1/9/2024 approved the company's request for a one-year extension to submit final accounts for the fiscal year ending 31/12/2023.

Gulf Insurance Company:

Commission Letter No. (13/20) dated 13/6/2024 approved a (60)-day extension to submit the 2023 financial statements, starting from the expiry of the statutory deadline (31/5/2024).

B. Pursuant to the amendment, the Commission also approved extending the deadline for submitting financial statements for the fiscal year 2024, granting an additional one-year period to listed companies' shareholders, provided that companies continue coordination with the Federal Board of Supreme Audit to complete auditing procedures and issue final financial statements before the end of the extension period. The following companies were included:

Fallujah Company for Construction Materials Production & Real Estate Investments:

Commission Letter No. (10/530) dated 6/3/2025 approved the company's request for a one-year extension to submit financial statements for the fiscal year 2024.

Iraqi Company for Carton Manufacturing and Trade:

Commission Letter No. (10/735) dated 10/4/2025 approved the company's request for a one-year extension to submit final accounts for the fiscal year ending 31/12/2024.

Ishtar Hotels

Commission Letter No. (10/737) dated 10/4/2025 approved the company's request for a one-year extension to submit final accounts for the fiscal year ending 31/12/2024.



C. Pursuant to the amendment, the Commission also approved extending the deadline for submitting financial statements for the fiscal year 2024, granting an additional one-year period to listed companies' shareholders, provided that companies continue coordination with the Federal Board of Supreme Audit to complete auditing procedures and issue final financial statements before the end of the extension period. The following companies were included:

Fallujah Company for Construction Materials Production & Real Estate Investments:

Commission Letter No. (10/294) dated 5/2/2026 approved the company's request for a one-year extension to submit financial statements for the fiscal year 2025.

National Company for Metal Industries and Bicycle:

Commission Letter No. (10/657) dated 5/4/2026 approved the company's request for a one-year extension to submit financial statements for the fiscal year 2025.

National Company for Chemical and Plastic Industries:

Commission Letter No. (10/655) dated 5/4/2026 approved the company's request for a one-year extension to submit financial statements for the fiscal year 2025.

Iraqi Company for Engineering Works:

Commission Letter No. (10/653) dated 5/4/2026 approved the company's request for a one-year extension to submit financial statements for the fiscal year 2025.

Iraqi Company for Meat Production and Marketing:

Commission Letter No. (10/656) dated 5/4/2026 approved the company's request for a one-year extension to submit financial statements for the fiscal year 2025.

Al-Kindi for Veterinary Vaccines Production:

Commission Letter No. (10/654) dated 5/4/2026 approved the company's request for a one-year extension to submit financial statements for the fiscal year 2025.

Iraqi Company for Seed Production:

Commission Letter No. (10/658) dated 5/4/2026 not approved the company's request for a one-year extension to submit financial statements for the fiscal year 31/3/2025.

Twelve: Iraq Securities Depository Center Indicators – March 2026

The Depository Center was established under Legislative Order No. (74) of 2004, Section (9), and has been operating since 2008 in accordance with procedures issued by the Securities Commission and the Board of Governors of the Iraq Stock Exchange. Its main activities include:

1. Listing, registering, and depositing shareholder records of listed companies under the central depository system. The total number of deposited shares during March reached 32,119,853,187 shares (Table 28, Figure 1).
2. A total of 478 new investor accounts were opened during March 2026 (Table 29, Figure 2), distributed as follows:

Iraqi individual investors: (474) accounts

Non-Iraqi individual investors: (2) account

Iraqi corporate entities: (2) accounts

3. Providing nine companies' shareholder registers to the Securities Commission and the Companies Registration Department three days prior to the General Assembly meetings of listed companies, in accordance with Regulatory Instruction No. (2) regarding suspension and resumption of trading. The companies were:
 - Al-Mansour Investment Bank.
 - Al-Ameen foe Insurance.
 - Kurkik Company for the production of Construction Materials.
 - Al-Mansour Hotels.
 - AL-Mashreq Arab Islamic Bank.
 - Electronic Industry.
 - Al-Qurtas Islamic Bank.
 - Baghdad for Packing Materials.
 - International Development Bank.



4. Execution of (40) seizure (blocking) transactions on shares totaling (34,996,516,877) shares, and execution of (10) unblocking (release) transactions on shares (34,982,775,532) shares, as shown in Table No. (30).
5. Execution of (22) inheritance transactions and (13) family transfer transactions as shown in Table (31).
6. Execution of (5,152) blocking entries for shareholders (direct and indirect) for Q4, and (1,184) unblocking entries for shareholders (direct and indirect) for Q4, with (38) unblocking cases carried out during March, as shown in Table (32).
7. Deposit of 45 new certificates during March (Table 33).
8. Deposit of 3 new OTC certificates (Table 34).
9. Execution of 32 share ownership transfers from brokers to the Depository Center (Table 35).
10. Execution of 223 share activation transactions from the Depository Center to brokerage accounts, as shown (Table 36).

General Depository Indicators as of 31/3/2026

Total accounts at the Depository Center reached 59,819 accounts (Table 37, Figure 3).

Depositing 27,153 bonds (Binaa, Emmar, Enjaz, National) of all categories (Table 38).

Total capital of companies registered at the Depository Center reached IQD 16,699,012,285,874.

Total deposited shares since 2009 until March 2026 reached 13,581,071,793,919 shares, representing 81.33% of total listed capital (Table 39, Figure 4):

Iraqi shareholders: 11,045,731,015,862 shares

Non-Iraqi shareholders: 2,535,340,778,057 shares

Disclosure of significant ownership ratios (10% and above) as of 31/3/2026 (Table 40).

Publication of reports, statistical tables, and listed company news on the Depository Center's website (www.csd.gov.iq).

Thirteen: Media Activities and Promotion of Investment Culture – March 2026

1. Iraq Stock Exchange issues daily trading reports and bulletins covering equity trading activity, company news, and general assembly decisions.
2. Market daily and monthly reports were published through various platforms, including:
 - ISX Website: www.isx-iq.net
 - Iraq Securities Depository Center Website: www.csd.gov.iq
 - Arab Monetary Fund Website (daily, weekly, and monthly financial markets performance reports including ISX): www.amf.org
 - Arab Federation of Exchanges Website (daily, weekly, and monthly Arab markets performance reports including ISX): arab-exchanges.org
 - ISX Facebook Page
 - ISX YouTube Channel
 - ISX Social Media Pages on Instagram, X, and LinkedIn.



3. Iraqi newspapers and media agencies publish ISX daily and weekly indicators, including: Al-Sabah, Al-Adala, Al-Mustaqbal, Al-Sabah Al-Jadeed, Al-Adhwa, Al-Haqiqa Al-An, Economy News Agency, Iraqi News Agency, Mawazin News, and Al-Zaman News.
- Al- Sabbah Newspaper on 3 March 2026 "The decision of Iraq Stock Exchange to set the daily price fluctuation limit of shares at ± 5 ".
 - Al- Sabbah Newspaper on 5 March 2026 "Trading during the second week of March, during which the market recorded trading of 4 billion shares".

تداول 4 مليارات سهم في سوق العراق

كشفت سوق العراق للأوراق المالية عن تداول أكثر من 4 مليارات سهم، بقيمة إجمالية تجاوزت 6.5 مليار دينار عراقي، وذلك خلال تداولات الأسبوع الثاني من شهر آذار للعام 2026.

السوق العام ISX60 عند مستوى 988.70 نقطة، بينما سجل مؤشر ISX15 (الذي يقيس أداء الأسهم القيادية) إغلاقاتاً عند مستوى 1236.41 نقطة. ويعكس هذا النشاط المستمر وتدقيق السيولة ورغبة المستثمرين في تعزيز محافظهم الاستثمارية بمختلف القطاعات المدرجة، وهو ما يعزز من مكانة سوق العراق للأوراق المالية كمنصة جاذبة للاستثمار المحلي والأجنبي، ضمن البرنامج الأسبوعي المعتد للتداول.

وأكد التقرير الأسبوعي لسوق أن التداولات شهدت تحسناً في حركات تداول، إذ أشار التقرير إلى تنفيذ 5135 عقد بيع وشراء على أسهم الشركات المدرجة في السوق، مما يعكس استمرار الثقة في الفتوات الاستثمارية المتاحة. وعلى صعيد المؤشرات الرئيسية، فقد جاء الأداء متبايناً في نهاية الأسبوع، حيث أبقى مؤشر

الأوراق المالية تحدد الحد اليومي لتقلبات الأسهم بنسبة $\pm 5\%$

● بغداد: نوار عايد

وقررت سوق العراق للأوراق المالية تحديد نسبة التغير السعري اليومي للأسهم المدرجة بنسبة $\pm 5\%$ ، في خطوة تهدف إلى الحد من التقلبات الحادة والسلوكيات المضاربة، وتعزيز الثقة في السوق وضمان استقراره. وأكد المدير التنفيذي للسوق علي جمال وسط تقلبات الأسواق العالمية والظروف الإقليمية الاستثنائية، أعلنت سوق العراق للأوراق المالية عن إجراءات احترازية جديدة لضمان استقرار السوق وحماية المستثمرين.

وأكد المدير التنفيذي للسوق علي جمال النشاط الاستثماري

Afaq Satellite Channel broadcasts weekly trading activity indicators within its main news bulletin.

The Iraq Stock Exchange warns against dealing with fake pages that publish ISX-related information and data. The ISX bears no legal responsibility for any damages resulting from interaction with such pages. Official ISX links are exclusively as follows:

- ISX Website: www.isx-iq.net
www.isx-iq.net
- Facebook: Iraq Stock Exchange
<https://www.facebook.com/profile.php?id=100064727946857>
- YouTube: Iraq Stock Exchange
<https://www.youtube.com/@iraqstockexchange6032>
- Instagram: Iraq Stock Exchange
<https://www.instagram.com/iraq.stock.exchange.isx>
- LinkedIn: Iraq Stock Exchange
<https://www.linkedin.com/company/iraq-stock-exchange>
- X: Iraq Stock Exchange
<https://x.com/IraqStockISX>





CONTACT US



07834000034

07711211522



info-isx@isx-iq.net

info@csd.gov.iq



www.isx-iq.net

www.csd.gov.iq



Iraq Stock Exchange
سوق العراق لأوراق المالية

العراق - بغداد / الكرادة الشرقية - منطقة العلوية - مجاور كنيسة سيدة النجاة
Iraq - Baghdad / Al-Karada Al-Sharqiya - Al-Alawiya area adjacent to
the Church of Our Lady of Deliverance



نشرة تداول الاسهم في سوق العراق للاوراق المالية لشهر آذار 2025 Trading Bulletin of March 2025

| Company name | عدد ايام التداول Trading days | القيمة المتداولة Traded Value | عدد الاسهم المتداولة Traded Volume | الصفقات No. of Trades | التغير % %Change | سعر الاغلاق السابق Previous Clo.Price | سعر الاغلاق Closing Price | معدل السعر الحالي Average Price | ادنى سعر Low Price | اعلى سعر High Price | سعر الافتتاح Opening Price | رمز الشركة Code | اسم الشركة |
|-----------------------------------|----------------------------------|----------------------------------|---------------------------------------|--------------------------|---------------------|---------------------------------------------|------------------------------|---------------------------------------|-----------------------|------------------------|-------------------------------|--------------------|---------------------------------|
| Banks Sector | | | | | | | | | | | | | قطاع المصارف |
| Commercial Bank of Iraq | 17 | 316,829,259 | 493,756,929 | 314 | -1.49 | 0.670 | 0.660 | 0.640 | 0.630 | 0.670 | 0.660 | BCOI | المصرف التجاري العراقي الاسلامي |
| Bank of Baghdad | 17 | 2,631,692,053 | 817,825,557 | 1,765 | 9.65 | 3.110 | 3.410 | 3.220 | 2.970 | 3.420 | 3.100 | BBOB | مصرف بغداد |
| Iraqi Islamic Bank | 17 | 70,852,036 | 70,873,876 | 188 | -0.99 | 1.010 | 1.000 | 1.000 | 0.970 | 1.020 | 0.990 | BIIB | المصرف العراقي الاسلامي |
| Iraqi Middle East Bank | 9 | 8,300,296 | 138,324,392 | 55 | 0.00 | 0.060 | 0.060 | 0.060 | 0.060 | 0.070 | 0.070 | BIME | مصرف الشرق الاوسط |
| Investment Bank of Iraq | 16 | 111,509,646 | 520,715,083 | 191 | 0.00 | 0.210 | 0.210 | 0.210 | 0.200 | 0.230 | 0.210 | BIBI | مصرف الاستثمار العراقي |
| National Bank of Iraq | 17 | 1,084,548,927 | 229,353,713 | 992 | 0.00 | 4.800 | 4.800 | 4.730 | 4.600 | 4.870 | 4.780 | BNOI | المصرف الاهلي العراقي |
| Economy Bank | 14 | 30,919,681 | 140,815,822 | 85 | 0.00 | 0.220 | 0.220 | 0.220 | 0.210 | 0.220 | 0.220 | BEFI | مصرف الاقتصاد |
| Gulf Commercial Bank | 17 | 610,763,536 | 1,826,507,691 | 389 | 3.03 | 0.330 | 0.340 | 0.330 | 0.300 | 0.350 | 0.320 | BGUC | مصرف الخليج التجاري |
| Mosul Bank | 17 | 15,413,839 | 113,786,878 | 78 | 7.69 | 0.130 | 0.140 | 0.140 | 0.120 | 0.150 | 0.130 | BMFI | مصرف الموصل للاستثمار |
| Union Bank of Iraq | 1 | 1,153 | 6,782 | 1 | 0.00 | 0.170 | 0.170 | 0.170 | 0.170 | 0.170 | 0.170 | BUOI | مصرف الاتحاد العراقي |
| Kurdistan International Bank | 10 | 10,356,573 | 9,398,353 | 34 | -12.00 | 1.250 | 1.100 | 1.100 | 1.100 | 1.250 | 1.250 | BKUI | مصرف كوردستان |
| Ashur International Bank | 17 | 59,786,785 | 257,262,638 | 140 | -4.17 | 0.240 | 0.230 | 0.230 | 0.220 | 0.240 | 0.230 | BASH | مصرف اشور الدولي |
| Mansour Bank | 10 | 4,839,172,154 | 2,527,661,874 | 2,837 | -20.98 | 2.050 | 1.620 | 1.910 | 1.560 | 2.150 | 2.030 | BMNS | مصرف المنصور |
| United Bank For Inivtment | 14 | 686,278 | 13,725,565 | 123 | 0.00 | 0.050 | 0.050 | 0.050 | 0.050 | 0.050 | 0.050 | BUND | المصرف المتحد للاستثمار |
| Elaf Islamic Bank | 9 | 92,317 | 361,823 | 13 | -7.41 | 0.270 | 0.250 | 0.260 | 0.250 | 0.270 | 0.270 | BELF | مصرف ايلاف |
| National Islamic Bank | 7 | 10,270,694 | 12,396,120 | 13 | 21.43 | 0.700 | 0.850 | 0.830 | 0.720 | 0.850 | 0.720 | BNAI | المصرف الوطني الاسلامي |
| Al-Tife Islamic Bank | 7 | 1,523,743 | 2,246,562 | 28 | -4.29 | 0.700 | 0.670 | 0.680 | 0.670 | 0.690 | 0.690 | BTIB | مصرف الطيف الإسلامي |
| Credit Bank Of Iraq | 15 | 12,301,013 | 20,277,150 | 64 | 0.00 | 0.600 | 0.600 | 0.600 | 0.590 | 0.620 | 0.600 | BROI | مصرف الائتمان العراقي |
| Trans Iraq Bank Investment | 4 | 83,299 | 268,708 | 6 | 0.00 | 0.310 | 0.310 | 0.310 | 0.310 | 0.310 | 0.310 | BTRI | مصرف عبر العراق للاستثمار |
| Al Attaa Islamic Bank | 7 | 80,000 | 800,000 | 11 | 0.00 | 0.100 | 0.100 | 0.100 | 0.100 | 0.100 | 0.100 | BLAD | مصرف العطاء الاسلامي |
| International Development Bank | 1 | 10,500 | 10,000 | 5 | 5.00 | 1.000 | 1.050 | 1.050 | 1.050 | 1.050 | 1.050 | BIDB | مصرف التنمية |
| Iraq Noor Islamic Bank | 3 | 28,330 | 113,319 | 5 | 0.00 | 0.250 | 0.250 | 0.250 | 0.250 | 0.250 | 0.250 | BINI | مصرف نور العراق |
| International Islamic Bank | 5 | 1,403,578 | 7,017,890 | 9 | 0.00 | 0.200 | 0.200 | 0.200 | 0.200 | 0.200 | 0.200 | BINT | المصرف الدولي الاسلامي |
| Region Trade Bank | 1 | 436,091,554 | 434,942,133 | 11 | 1.00 | 1.000 | 1.010 | 1.000 | 1.000 | 1.010 | 1.000 | BRTB | مصرف الاقليم التجاري |
| Sumer Commerical Bank | 16 | 340,295,799 | 2,319,344,314 | 437 | 14.29 | 0.140 | 0.160 | 0.150 | 0.130 | 0.160 | 0.130 | BSUC | مصرف سومر التجاري |
| TOTAL | | 10,593,013,043 | 9,957,793,172 | 7794 | | | | | | | | | مجموع قطاع المصارف |
| Telecommunication Sector | | | | | | | | | | | | | قطاع الاتصالات |
| Asia Cell Telecommunication | 17 | 2,309,215,256 | 158513201 | 2,171 | 0.27 | 14.900 | 14.940 | 14.570 | 13.950 | 15.000 | 14.900 | TASC | اسيا سيل للاتصالات |
| Al-Khatem Telecoms | 16 | 16,859,819 | 4771029 | 167 | 7.14 | 3.360 | 3.600 | 3.530 | 3.300 | 3.710 | 3.360 | TZNI | الخاتم للاتصالات |
| TOTAL | | 2,326,075,074 | 163,284,230 | 2338 | | | | | | | | | مجموع قطاع الاتصالات |
| Insurance Sector | | | | | | | | | | | | | قطاع التأمين |
| Al-Ameen for Insurance | 11 | 31,421,635 | 33,250,744 | 146 | -5.26 | 0.950 | 0.900 | 0.950 | 0.800 | 0.990 | 0.980 | NAME | الامين للتأمين |
| Dar Al-Salam for Insurance | 11 | 17,965,767 | 22,649,279 | 28 | 14.29 | 0.700 | 0.800 | 0.790 | 0.700 | 0.840 | 0.700 | NDSA | دار السلام للتأمين |
| Gulf Insurance | 10 | 2,008,699 | 4,579,746 | 14 | -4.44 | 0.450 | 0.430 | 0.440 | 0.420 | 0.450 | 0.450 | NGIR | الخليج للتأمين |
| Ahlia Insurance | 3 | 61,864 | 72,781 | 3 | 0.00 | 0.850 | 0.850 | 0.850 | 0.850 | 0.850 | 0.850 | NAHF | الاهلية للتأمين |
| Al-Hamraa for Insurance | 15 | 15,565,787 | 2,699,287 | 53 | 90.03 | 3.210 | 6.100 | 6.120 | 3.210 | 6.170 | 3.300 | NHAM | الحمره للتأمين |
| TOTAL | | 67,023,752 | 63,251,837 | 244 | | | | | | | | | مجموع قطاع التأمين |
| Investment Sector | | | | | | | | | | | | | قطاع الاستثمار |
| Al-Ameen for Financial Investment | 1 | 2,400 | 2,000 | 1 | 0.00 | 1.200 | 1.200 | 1.200 | 1.200 | 1.200 | 1.200 | VAMF | الامين للاستثمار المالي |
| TOTAL | | 2,400 | 2,000 | 1 | | | | | | | | | مجموع قطاع الاستثمار |

نشرة تداول الاسهم في سوق العراق للاوراق المالية لشهر اذار Trading Bulletin of March 2025

| Company name | عدد ايام التداول Trading days | القيمة المتداولة Traded Value | عدد الاسهم المتداولة Traded Volume | الصفقات No. of Trades | التغير % %Change | سعر الاغلاق السابق Previous Clo.Price | سعر الاغلاق Closing Price | معدل السعر الحالي Average Price | ادنى سعر Low Price | اعلى سعر High Price | سعر الافتتاح Opening Price | رمز الشركة Code | اسم الشركة |
|---------------------------------------|----------------------------------|----------------------------------|---------------------------------------|--------------------------|---------------------|------------------------------------------|------------------------------|------------------------------------|-----------------------|------------------------|-------------------------------|--------------------|---------------------------------|
| Service Sector | | | | | | | | | | | | | قطاع الخدمات |
| Kharkh Tour Amuzement City | 12 | 23,527,992 | 5,680,437 | 191 | 4.63 | 4.100 | 4.290 | 4.140 | 4.000 | 4.300 | 4.050 | SKTA | العاب الكرخ السياحية |
| Al-Mosul for funfairs | 7 | 57,445,352 | 8,368,867 | 14 | -6.07 | 6.920 | 6.500 | 6.860 | 6.500 | 6.920 | 6.920 | SMOF | الموصل لمدن الالعاب |
| Mamoura Realestate | 17 | 64,794,754 | 20,068,291 | 225 | 1.25 | 3.190 | 3.230 | 3.230 | 3.090 | 3.340 | 3.100 | SMRI | المعمورة العقارية |
| AL-Nukhba for Construction | 6 | 147,669 | 194,997 | 10 | -3.90 | 0.770 | 0.740 | 0.760 | 0.740 | 0.770 | 0.770 | SNUC | النخبة للمقاولات العامة |
| Iraq Baghdad For General | 17 | 454,451,032 | 20,590,559 | 733 | -4.81 | 23.480 | 22.350 | 22.070 | 20.170 | 24.160 | 22.900 | SBPT | بغداد العراق للنقل العام |
| Rehab Karbala for Investment | 4 | 20,699 | 30,787 | 6 | -4.35 | 0.690 | 0.660 | 0.670 | 0.660 | 0.680 | 0.680 | HKAR | رحاب كربلاء |
| Al-Ameen Estate Investment | 16 | 34,444,085 | 18,798,840 | 273 | 6.25 | 1.760 | 1.870 | 1.870 | 1.590 | 1.960 | 1.730 | SAEI | الامين للاستثمارات العقارية |
| Iraqi for General Transportation | 14 | 8,828,039 | 4,790,955 | 101 | 5.26 | 1.710 | 1.800 | 1.840 | 1.640 | 2.000 | 1.710 | SIGT | نقل المنتجات النفطية |
| Al-Badia for General Trans | 12 | 6,724,434 | 7,390,629 | 47 | 12.50 | 0.880 | 0.990 | 0.910 | 0.830 | 0.990 | 0.880 | SBAG | البادية للنقل العام |
| TOTAL | | 650,384,055 | 85,914,362 | 1,600 | | | | | | | | | مجموع قطاع الخدمات |
| Industry Sector | | | | | | | | | | | | | قطاع الصناعة |
| Al-Mansour Pharmaceuticals Industries | 17 | 649,297,095 | 311,427,933 | 608 | -0.48 | 2.080 | 2.070 | 2.090 | 1.950 | 2.150 | 2.050 | IMAP | المنصور للصناعات الدوائية |
| Modern Sewing | 16 | 21,533,187 | 4,031,630 | 86 | 0.93 | 5.350 | 5.400 | 5.340 | 5.100 | 5.500 | 5.270 | IMOS | الخيطة الحديثة |
| Iraqi For Tufted Carpets | 11 | 22,776,901 | 1,273,302 | 32 | 3.03 | 17.470 | 18.000 | 17.890 | 17.000 | 18.000 | 17.000 | IITC | العراقية للسجاد والمفروشات |
| Baghdad Soft Drinks | 17 | 1,025,186,589 | 178,220,573 | 1,194 | 3.63 | 5.780 | 5.990 | 5.750 | 5.550 | 6.000 | 5.770 | IBSD | بغداد للمشروبات الغازية |
| Iraqi Date Processing and Marketing | 15 | 5,530,285 | 2,174,314 | 41 | -7.34 | 2.590 | 2.400 | 2.750 | 2.400 | 2.670 | 2.600 | IIDP | العراقية لتصنيع التمور |
| AL- Kindi of Veterinary Vaccines | 12 | 49,294,002 | 19,742,437 | 95 | 1.61 | 2.480 | 2.520 | 2.540 | 2.400 | 2.600 | 2.400 | IKLV | الكندي للقاحات البيطرية |
| Iraqi Engineering Works | 4 | 415,272 | 75,504 | 7 | 0.00 | 5.500 | 5.500 | 5.500 | 5.500 | 5.500 | 5.500 | IIEW | العراقية للاعمال الهندسية |
| Al -Khazer Construction Materials | 15 | 19,538,834 | 15,729,034 | 134 | -2.38 | 1.260 | 1.230 | 1.240 | 1.150 | 1.310 | 1.230 | IKHC | الخازر لانتاج المواد الانشائية |
| Metallic Industries and Bicycles | 6 | 1,655,927 | 879,399 | 12 | 10.81 | 1.850 | 2.050 | 1.880 | 1.840 | 2.050 | 1.850 | IMIB | الصناعات المعدنية والدراجات |
| Ready Made Clothes | 7 | 584,770 | 262,313 | 17 | 2.22 | 2.250 | 2.300 | 2.230 | 2.100 | 2.310 | 2.150 | IRMC | انتاج الالبسة الجاهزة |
| Baghdad for Packing Materials | 3 | 587,346 | 205,782 | 5 | -5.00 | 3.000 | 2.850 | 2.850 | 2.850 | 3.000 | 3.000 | IBPM | بغداد لمواد التغليف |
| Fallujah for Construction Materials | 17 | 55,180,175 | 19,670,983 | 208 | -3.51 | 2.850 | 2.750 | 2.760 | 2.700 | 3.000 | 2.800 | IFCM | الفلوجة لانتاج المواد الانشائية |
| House Household furniture | 6 | 41,376 | 42,172 | 7 | -5.00 | 1.000 | 0.950 | 0.950 | 0.950 | 1.000 | 1.000 | IHFI | الوطنية لصناعات الاثاث المنزلي |
| ELECTRONIC Industries | 12 | 16,498,985 | 9,229,640 | 90 | -5.00 | 1.800 | 1.710 | 1.790 | 1.700 | 1.870 | 1.800 | IELI | الصناعات الالكترونية |
| Al -HiLal Industries | 11 | 7,074,219 | 4,738,690 | 28 | -1.32 | 1.520 | 1.500 | 1.490 | 1.450 | 1.520 | 1.450 | IHLI | الهلال الصناعية |
| The Light Industries | 15 | 92,715,984 | 74,778,742 | 251 | -4.62 | 1.300 | 1.240 | 1.240 | 1.150 | 1.320 | 1.300 | ITLI | الصناعات الخفيفة |
| National Chemical &Plastic Industries | 14 | 9,474,677 | 5,092,340 | 45 | -1.06 | 1.890 | 1.870 | 1.860 | 1.800 | 1.970 | 1.860 | INCP | الصناعات الكيماوية والبلاستيكية |
| Iraqi Carton Manufacturies | 17 | 68,914,510 | 25,487,404 | 222 | 16.67 | 2.160 | 2.520 | 2.700 | 2.200 | 3.120 | 2.200 | IICM | العراقية لصناعات الكرتون |
| Modern Construction Materials | 17 | 7,754,862 | 6,539,011 | 60 | 4.80 | 1.250 | 1.310 | 1.190 | 0.990 | 1.420 | 1.250 | IMCM | صناعة المواد الانشائية الحديثة |
| TOTAL | | 2,054,054,997 | 679,601,203 | 3142 | | | | | | | | | مجموع قطاع الصناعة |

نشرة تداول سندات انجاز - "الاصدارية الثانية"

| فئة السند | رمز التداول | افتتاح | اعلى سعر | ادنى سعر | سعر الاغلاق الحالي | سعر الاغلاق السابق | الصفقات | عدد السندات المتداولة | قيمة السندات المتداولة |
|-----------|-------------|---------|----------|----------|--------------------|--------------------|---------|-----------------------|------------------------|
| 500,000 | CB65 | 503,793 | 503,793 | 503,793 | 503,793 | 502,671 | 1 | 1 | 503,793 |
| | | | | | | | | | المجموع |
| | | | | | | | 1 | 1 | 503,793 |

نشرة تداول سندات انجاز - "الاصدارية الثانية"

| فئة السند | رمز التداول | افتتاح | اعلى سعر | ادنى سعر | سعر الاغلاق الحالي | سعر الاغلاق السابق | الصفقات | عدد السندات المتداولة | قيمة السندات المتداولة |
|-----------|-------------|---------|----------|----------|--------------------|--------------------|---------|-----------------------|------------------------|
| 1,000,000 | CB70 | 965,050 | 965,050 | 965,050 | 965,050 | 1,026,082 | 1 | 18 | 17,370,900 |
| | | | | | | | | | المجموع |
| | | | | | | | 1 | 18 | 17,370,900 |

نشرة (OTC) منصة تداول اسهم الشركات غير المدرجة OTC

| عدد ايام التداول Trading days | القيمة المتداولة Traded Value | عدد الاسهم المتداولة Traded Volume | الصفقات .No of Trades | معدل السعر الحالي Average Price | ادنى سعر Low Price | اعلى سعر High Price | رمز الشركة Code | اسم الشركة |
|----------------------------------|----------------------------------|---------------------------------------|--------------------------|------------------------------------------|-----------------------|------------------------|--------------------|---------------------------------|
| قطاع المصارف | | | | | | | | |
| 16 | 132,092,831 | 755,603,436 | 251 | 0.190 | 0.130 | 0.200 | BWAI | مصرف الوركاء للاستثمار والتمويل |
| 16 | 132,092,831 | 755,603,436 | 251 | | | | | مجموع قطاع المصارف |
| قطاع الصناعة | | | | | | | | |
| 4 | 5,734,740 | 2,525,000 | 15 | 2.350 | 2.270 | 2.380 | IKFP | كركوك لانتاج المواد الانشائية |
| 4 | 5,734,740 | 2,525,000 | 15 | | | | | مجموع قطاع الصناعة |
| قطاع الخدمات المالية | | | | | | | | |
| 2 | 2,600,000 | 260,000 | 2 | 10.000 | 10.000 | 10.000 | FKSX | الكرمل للوساطة |
| 1 | 789,473,680 | 789,473,680 | 2 | 1.000 | 1.000 | 1.000 | FIDI | الشركة العراقية لضمان الودائع |
| 3 | 792,073,680 | 789,733,680 | 4 | | | | | مجموع قطاع الخدمات المالية |
| 17 | 929,901,251 | 1,547,862,116 | 270 | | | | | مجموع السوق |

نشرة تداول الاسهم المشتراه من غير العراقيين في منصة OTC لشهر اذار 2026

Non-Iraqi (Purchase) of March 2026

| Company Names | القيمة المتداولة Traded Value | عدد الاسهم المتداولة Traded Volume | الصفقات No.of Trads | رمز الشركة Code | اسم الشركة |
|------------------------------------|----------------------------------|---------------------------------------|---------------------------|--------------------|---------------------|
| Banks Sector | قطاع المصارف | | | | |
| Iraq company for deposit insurance | 789,473,680 | 789,473,680 | 2 | FIDI | شركة الضمان الودائع |
| Total Bank sector | 789,473,680 | 789,473,680 | 2 | مجموع قطاع المصارف | |
| Grand Total | 789,473,680 | 789,473,680 | 2 | المجموع الكلي | |

نشرة تداول الاسهم المباعة من غير العراقيين في منصة OTC لشهر اذار 2026

Non-Iraqi (Sales) of March 2026

| Company Names | القيمة المتداولة Traded Value | عدد الاسهم المتداولة Traded Volume | الصفقات No.of Trads | رمز الشركة Code | اسم الشركة |
|------------------------------------|----------------------------------|---------------------------------------|---------------------------|--------------------|----------------------------------|
| Banks Sector | قطاع المصارف | | | | |
| Warka Bank for inv.&Finance | 29,762,500 | 176,875,000 | 24 | BWAI | مصرف الوركاء للاستثمار و التمويل |
| Iraq company for deposit insurance | 789,473,680 | 789,473,680 | 2 | FIDI | شركة ضمان الودائع |
| Total Bank sector | 819,236,180 | 966,348,680 | 26 | مجموع قطاع المصارف | |
| Grand Total | 819,236,180 | 966,348,680 | 26 | المجموع الكلي | |

جدول رقم (1) مؤشرات التداول اسهم الشركات غير المدرجة OTC لشهر اذار 2026

Trading Indices Unlisted(OTC) of March 2026

| الشركات غير المدرجة unListed Co. | الشركات المتداولة Traded Co. | الصفقات No. of Trades | القيمة المتداولة Traded Value | عدد الاسهم المتداولة Traded Volume | الجلسات Sessions |
|-------------------------------------|---------------------------------|--------------------------|----------------------------------|---------------------------------------|----------------------------|
| 14 | 0 | 0 | 0 | 0 | 01/03/2026 |
| 14 | 1 | 1 | 1,400 | 10,000 | 02/03/2026 |
| 14 | 2 | 18 | 795,985,380 | 839,563,680 | 03/03/2026 |
| 14 | 2 | 3 | 85,410 | 224,307 | 04/03/2026 |
| 14 | 1 | 5 | 2,259,779 | 16,152,148 | 05/03/2026 |
| 14 | 1 | 9 | 1,387,500 | 9,875,000 | 08/03/2026 |
| 14 | 1 | 1 | 70,000 | 500,000 | 09/03/2026 |
| 14 | 1 | 8 | 3,079,837 | 20,632,246 | 10/03/2026 |
| 14 | 1 | 11 | 4,720,344 | 29,502,148 | 11/03/2026 |
| 14 | 1 | 15 | 3,951,144 | 23,250,375 | 12/03/2026 |
| 14 | 1 | 22 | 10,635,691 | 60,077,595 | 15/03/2026 |
| 14 | 1 | 24 | 9,548,289 | 50,254,383 | 17/03/2026 |
| 14 | 2 | 34 | 15,915,782 | 73,016,039 | 24/03/2026 |
| 14 | 1 | 4 | 2,777,200 | 15,040,000 | 25/03/2026 |
| 14 | 2 | 53 | 37,792,750 | 212,725,000 | 29/03/2026 |
| 14 | 2 | 41 | 24,783,686 | 108,026,191 | 30/03/2026 |
| 14 | 3 | 21 | 16,907,059 | 89,013,004 | 31/03/2026 |
| 14 | 4 | 270 | 929,901,251 | 1,547,862,116 | Total This الحالي Month |
| 14 | 5 | 242 | 398,713,527 | 1,460,393,155 | Total This السابق Month |
| — | -20.00 | 11.57 | 133.23 | 5.99 | التغير % Change% |

جدول رقم (2) مؤشرات التداول لغير العراقيين (المشترية) في منصة OTC لشهر آذار 2026

Table No. (2) Trading Indices for Non-Iraqi (Purchase) of March 2026

| الشركات المتداولة Traded Co. | الصفقات No. of Trades | القيمة المتداولة Traded Value | عدد الاسهم المتداولة Traded Volume | الجلسات Sessions |
|---------------------------------|--------------------------|----------------------------------|---------------------------------------|----------------------------|
| 1 | 2 | 789,473,680 | 789,473,680 | 03/03/2026 |
| 1 | 2 | 789,473,680 | 789,473,680 | Total This الحالي Month |

جدول رقم (3) مؤشرات التداول لغير العراقيين (المباعة) في منصة OTC لشهر آذار 2026

Table No. (3) Trading Indices for Non-Iraqi (Sales) of March 2026

| الشركات المتداولة Traded Co. | الصفقات No. of Trades | القيمة المتداولة Traded Value | عدد الاسهم المتداولة Traded Volume | الجلسات Sessions |
|---------------------------------|--------------------------|----------------------------------|---------------------------------------|----------------------------|
| 2 | 5 | 792,723,680 | 814,473,680 | 03/03/2026 |
| 1 | 2 | 262,500 | 1,875,000 | 08/03/2026 |
| 1 | 9 | 12,750,000 | 75,000,000 | 29/03/2026 |
| 1 | 10 | 13,500,000 | 75,000,000 | 30/03/2026 |
| 2 | 26 | 819,236,180 | 966,348,680 | Total This الحالي Month |
| 1 | 56 | 27,237,271 | 276,881,804 | Total Last السابق Month |

نشرة تداول الاسهم المشتراة من غير العراقيين في سوق العراق للاوراق المالية لشهر اذار 2026

Non-Iraqi (Purchase) of March 2026

| Company Names | القيمة المتداولة Traded Value | عدد الاسهم المتداولة Traded Volume | الصفقات No.of Trads | رمز الشركة Code | اسم الشركة |
|--------------------------------------------|----------------------------------|---------------------------------------|---------------------------|-----------------------|-------------------------------|
| Banks Sector | | | | | قطاع المصارف |
| Bank Of Baghdad | 4,204,811 | 1,382,614 | 6 | BBOB | مصرف بغداد |
| National Bank Of Iraq | 82,281,367 | 17,291,240 | 15 | BNOI | المصرف الاهلي العراقي |
| Sumer Commerical Bank | 1,400,000 | 10,000,000 | 4 | BSUC | مصرف سومر التجاري |
| Gulf Commercial Bank | 26,863,686 | 81,544,502 | 16 | BGUC | مصرف الخليج التجاري |
| Al-Mansour Bank | 22,792,708 | 11,515,205 | 10 | BMNS | مصرف المنصور |
| Credit Bank Of Iraq | 1,506,850 | 2,500,000 | 6 | BROI | مصرف الائتمان العراقي |
| International development | 4,200 | 4,000 | 2 | BIDB | مصرف التنمية |
| Total Bank sector | 139,053,621 | 124,237,561 | 59 | | مجموع قطاع المصارف |
| Agricultural Sector | | | | | قطاع الزراعة |
| Iraqi Agricultural Products Marketing Meat | 1,094,299 | 237,891 | 2 | AIPM | العراقية لانتاج وتسويق اللحوم |
| Total Agricultural Sector | 1,094,299 | 237,891 | 2 | | مجموع قطاع الزراعة |
| Grand Total | 140,147,919 | 124,475,452 | 61 | | المجموع الكلي |

نشرة تداول الاسهم المباعة لغير العراقيين في سوق العراق للاوراق المالية لشهر اذار 2026

Non-Iraqi (Sales) March 2026

| Company Names | القيمة المتداولة Traded Value | عدد الاسهم المتداولة Traded Volume | الصفقات No.of Trads | رمز الشركة Code | اسم الشركة |
|---------------------------------------|----------------------------------|---------------------------------------|---------------------------|-----------------------|--------------------------------|
| Banks Sector | | | | | قطاع المصارف |
| Bank Of Baghdad | 77,085,598 | 24,259,250 | 51 | BBOB | مصرف بغداد |
| Iraqi Middle East Investment Bank | 60,000 | 1,000,000 | 2 | BIME | مصرف الشرق الاوسط للاستثمار |
| Investment Bank of Iraq | 101,376 | 460,800 | 2 | BIBI | مصرف الاستثمار العراقي |
| National Bank Of Iraq | 43,534,600 | 9,180,000 | 47 | BNOI | المصرف الاهلي العراقي |
| Gulf Commercial Bank | 618,893 | 1,819,437 | 6 | BGUC | مصرف الخليج التجاري |
| Al-Mansour Bank | 26,838,779 | 12,793,674 | 4 | BMNS | مصرف المنصور |
| Kurdistan International Bank | 3,309,240 | 3,008,400 | 4 | BKUI | مصرف كوردستان |
| Total Bank sector | 151,548,485 | 52,521,561 | 116 | | مجموع قطاع المصارف |
| Insurance Sector | | | | | قطاع التأمين |
| Ahliya For Insurance | 21,250 | 25,000 | 1 | NAHF | الاهلية للتأمين |
| Al-Hamraa for Insurance | 1,083,604 | 275,079 | 13 | NHAM | الحمراء للتأمين |
| Total Insurance sector | 1,104,854 | 300,079 | 14 | | مجموع قطاع التأمين |
| Service Sector | | | | | قطاع الخدمات |
| Kharkh Tour Amuzement City | 206,000 | 50,000 | 1 | SKTA | مدينة العاب الكرخ السياحية |
| Total Service sector | 206,000 | 50,000 | 1 | | مجموع قطاع الخدمات |
| Industry Sector | | | | | قطاع الصناعة |
| Baghdad Soft Drinks | 93,942,299 | 16,766,667 | 55 | IBSD | بغداد للمشروبات الغازية |
| Modern Constrction Materials Industry | 65,000 | 50,000 | 1 | IMCM | صناعة المواد الانشائية الحديثة |
| Total Industry sector | 94,007,299 | 16,816,667 | 56 | | مجموع قطاع الصناعة |
| Telecommunication sector | | | | | قطاع الاتصالات |
| Asia cell | 467,020,875 | 32,184,776 | 257 | TASC | اسيا سيل للاتصالات |
| Total Telecommunication sector | 467,020,875 | 32,184,776 | 257 | | مجموع قطاع الاتصالات |
| Grand Total | 713,887,513 | 101,873,083 | 444 | | المجموع الكلي |

جدول رقم (4) الشركات التي لم يجر التداول على أسهمها خلال شهر آذار 2026

Table No.(4) Non Traded Companies March

| COMPANY NAMES | سعر الاغلاق Closing Price | معدل السعر السابق Previous Average Price | رمز الشركة Code | اسم الشركة | ت |
|------------------------------------------|------------------------------|---------------------------------------------------|--------------------|----------------------------|----|
| Banking Sector | | | | قطاع المصارف | |
| Al-Qurtas Isiamic Bank | 1.000 | 1.000 | BQUR | مصرف القرطاس الاسلامي | 1 |
| Al Anssari Islamic Bank | 0.050 | 0.050 | BANS | مصرف الانصاري | 2 |
| Ameen al-Iraq Bank | 1.000 | 1.000 | BAME | مصرف امين العراق | 3 |
| Al Janoob Islamic Bank Investment | 0.940 | 0.940 | BJAB | مصرف الجنوب الاسلامي | 4 |
| Erbil Investment & FinanceBank | 0.110 | 0.110 | BERI | مصرف اربيل | 5 |
| Al-Rajih Islamic Bank | 1.000 | 1.000 | BRAJ | مصرف الراجح الاسلامي | 6 |
| World Islamic Bank | 1.000 | 1.000 | BWOR | مصرف العالم الاسلامي | 7 |
| Cihan Bank for Islamic | 2.200 | 2.200 | BCIH | مصرف جيهان الاسلامي | 8 |
| Al mustashar islamic bank | 1.000 | 1.000 | BMUI | مصرف المستشار | 9 |
| Asia Al Iraq Islamic Bank for Investment | 0.780 | 0.780 | BAIB | مصرف آسيا العراق | 10 |
| Al- Qabidh Isiamic Bank | 0.090 | 0.090 | BQAB | مصرف القابض الاسلامي | 11 |
| Trust International Islamic Bank | 0.750 | 0.750 | BTRU | مصرف الثقة الدولي الإسلامي | 12 |
| Al Arabiya Islamic Bank | 1.000 | 1.000 | BAAI | مصرف العربية الاسلامي | 13 |
| Al Mashreq Al Arabi Islamic Bank | 0.850 | 0.850 | BAMS | مصرف المشرق العربي | 14 |
| Service Sector | | | | قطاع الخدمات | |
| Ibdaa Al sharq Al Awsat general | 1.000 | 1.000 | SIBD | ابداع شرق الاوسط | 15 |
| Industry Sector | | | | قطاع الصناعة | |
| Modern chemical industries | 100.000 | 100.000 | IMCI | الصناعات الكيماوية العصرية | 16 |
| Agriculture Sector | | | | قطاع الزراعة | |
| AL -Rebass for Poultry & Feed | - | - | AREB | الريباس للدواجن والاعلاف | 17 |

جدول رقم (5) الشركات الموقوفة عن التداول بقرارات من هيئة الأوراق المالية

Table No.(5) Suspend Companies of 2025

| ت | اسم الشركة | تاريخ الايقاف | سبب الايقاف والملاحظات |
|----|----------------------------------------|---------------|------------------------------------------------------------------------------------------------------------------------------------------------------------------------------------------------------------------------------------------------------------------------------------------------------------------------------------------------------------------|
| 1 | مصرف الشمال (BNOR) | 2022/10/31 | إستناداً إلى كتاب هيئة الأوراق المالية المرقم 2385/10 في 2022/10/30 وكتاب البنك المركزي المرقم 26584/2/9 في 2022/10/20، واستمرار الإيقاف إستناداً إلى كتاب هيئة الأوراق المالية المرقم 1905/10 في 2023/9/3 لعد تقديم البيانات المالية الختامية لعام 2022. المصرف تحت وصاية البنك المركزي العراقي إستناداً لاحكام المادة (59/د) من قانون المصارف رقم 94 لسنة 2004 |
| 2 | مصرف زين العراق الإسلامي (BZII) | 2024/08/11 | إستناداً إلى كتاب هيئة الأوراق المالية المرقم 173/2 في 2024/8/8 لحين رفع الوصاية. |
| 3 | الزوراء للاستثمار المالي (VZAF) | 2024/08/26 | إستناداً إلى كتاب هيئة الأوراق المالية المرقم 1819/9 في 2024/8/26 وكتاب البنك المركزي المرقم 195 لسنة 2024 "سحب رخصة" إيقاف التداول على اسهم الشركة |
| 4 | بين النهرين للاستثمارات المالية (VMES) | 2024/08/26 | إستناداً إلى كتاب هيئة الأوراق المالية المرقم 1819/9 في 2024/8/26 وكتاب البنك المركزي المرقم 195 لسنة 2024 "سحب رخصة" إيقاف التداول على اسهم الشركة |
| 5 | الخير للاستثمار المالي (VKHF) | 2024/08/26 | إستناداً إلى كتاب هيئة الأوراق المالية المرقم 1819/9 في 2024/8/26 وكتاب البنك المركزي المرقم 195 لسنة 2024 "سحب رخصة" إيقاف التداول على اسهم الشركة |
| 6 | مصرف بابل (BBAY) | 2024/09/25 | إستناداً إلى كتاب هيئة الأوراق المالية المرقم 2057/7 في 2024/9/23 |
| 7 | مصرف المال الاسلامي (BMAL) | 17/3/2025 | إستناداً إلى كتاب هيئة الأوراق المالية المرقم 570/10 في 2025/3/17 |
| 8 | الباتك للاستثمارات المالية (VBAT) | 22/6/2025 | إستناداً إلى كتاب هيئة الأوراق المالية المرقم 18/13 في 2025/6/17 |
| 9 | الونام للاستثمار المالي (VWIF) | 27/7/2025 | إستناداً إلى كتاب هيئة الأوراق المالية المرقم 24/13 في 2025/7/24 عدم الالتزام بتقديم البيانات الفصلية للفصل الاول لعام 2025 . |
| 10 | العراقية للنقل البري (SILT) | 27/7/2025 | إستناداً إلى كتاب هيئة الأوراق المالية المرقم 24/13 في 2025/7/24 عدم الالتزام بتقديم البيانات الفصلية للفصل الاول لعام 2025 . واستمرار الإيقاف إستناداً إلى كتاب هيئة الأوراق المالية المرقم 1626/10 في 2025/8/10 عدم الالتزام بتقديم البيانات الختامية لعام 2024 |

جدول رقم (6) مؤشرات التداول في سوق العراق للاوراق المالية لشهر اذار 2026

Table No. (6) Trading Indices of March 2026

| مؤشر السوق ISX15 | مؤشر السوق ISX60 | الشركات المدرجة Listed Co. | الشركات المتداولة Traded Co. | الاهمية النسبية % Change % | الصفقات No. of Trades | الاهمية النسبية % Change % | القيمة المتداولة Traded Value | الاهمية النسبية % Change % | عدد الاسهم المتداولة Traded Volume | الجلسات Sessions |
|---------------------|---------------------|----------------------------------|------------------------------------|----------------------------------|-----------------------------|----------------------------------|----------------------------------|----------------------------------|---------------------------------------|---------------------------------------|
| 1209.80 | 950.25 | 104 | 46 | 6.89 | 1138 | 5.42 | 1,412,508,670 | 4.98 | 560,879,568 | 01/03/2026 |
| 1199.79 | 945.52 | 104 | 46 | 5.36 | 885 | 1.91 | 498,917,154 | 2.19 | 246,623,208 | 02/03/2026 |
| 1187.26 | 937.66 | 104 | 45 | 6.68 | 1103 | 4.15 | 1,081,585,248 | 3.63 | 408,713,693 | 03/03/2026 |
| 1201.64 | 941.59 | 104 | 56 | 5.58 | 921 | 2.86 | 745,206,068 | 5.35 | 602,762,882 | 04/03/2026 |
| 1217.27 | 952.71 | 104 | 45 | 5.65 | 933 | 4.79 | 1,247,800,625 | 5.41 | 610,152,137 | 05/03/2026 |
| 1209.56 | 954.44 | 104 | 45 | 6.03 | 995 | 4.32 | 1,126,924,388 | 5.34 | 602,422,340 | 08/03/2026 |
| 1209.68 | 956.12 | 104 | 49 | 4.94 | 816 | 4.94 | 1,288,823,006 | 11.50 | 1,296,609,288 | 09/03/2026 |
| 1223.90 | 972.09 | 104 | 47 | 7.62 | 1257 | 7.56 | 1,970,651,362 | 11.25 | 1,268,329,074 | 10/03/2026 |
| 1237.85 | 989.47 | 104 | 46 | 5.99 | 988 | 2.99 | 779,259,997 | 5.79 | 652,664,403 | 11/03/2026 |
| 1236.41 | 988.70 | 104 | 51 | 6.27 | 1035 | 5.17 | 1,347,914,599 | 4.98 | 560,921,846 | 12/03/2026 |
| 1236.63 | 988.86 | 104 | 60 | 5.60 | 924 | 36.89 | 9,614,278,050 | 8.54 | 962,487,199 | 15/03/2026 |
| 1234.88 | 984.50 | 104 | 55 | 4.44 | 732 | 1.64 | 427,207,213 | 3.68 | 414,445,261 | 17/03/2026 |
| 1232.08 | 978.93 | 104 | 49 | 4.66 | 769 | 2.35 | 613,450,181 | 4.36 | 491,559,092 | 24/03/2026 |
| 1220.02 | 948.42 | 104 | 51 | 6.73 | 1110 | 4.38 | 1,141,666,648 | 7.66 | 863,902,499 | 25/03/2026 |
| 1216.31 | 937.90 | 104 | 49 | 6.14 | 1013 | 2.47 | 642,576,053 | 5.39 | 607,444,631 | 29/03/2026 |
| 1221.64 | 945.08 | 104 | 50 | 5.76 | 950 | 4.59 | 1,197,263,778 | 5.08 | 572,045,770 | 30/03/2026 |
| 1230.97 | 964.57 | 104 | 51 | 5.67 | 936 | 3.56 | 927,335,328 | 4.88 | 549,544,263 | 31/03/2026 |
| 1230.97 | 964.57 | 104 | 77 | 100 | 16,505 | 100 | 26,063,368,369 | 100 | 11,271,507,154 | المجموع الحالي Total This Month |
| 1222.45 | 963.44 | 104 | 77 | 100 | 15807 | 100 | 16,385,794,858 | 100 | 12,752,317,967 | المجموع السابق Total Last Month |
| 0.70 | 0.12 | - | 0.00 | - | 4.42 | - | 59.06 | - | -11.61 | التغير % Change% |
| - | - | - | 8 | - | 61 | - | 140,147,919 | - | 124,475,452 | غير العراقيين شراء |
| - | - | - | 10.39 | - | 0.37 | - | 0.54 | - | 1.10 | النسبة من الكلي |
| - | - | - | 13 | - | 444 | - | 713,887,513 | - | 101,873,083 | غير العراقيين بيعا |
| - | - | - | 16.88 | - | 2.69 | - | 2.74 | - | 0.90 | النسبة من الكلي |

جدول رقم (7) مؤشرات التداول لغير العراقيين (المشتراة) في سوق العراق للاوراق المالية لشهر اذار 2026

Table No. (7) Trading Indices for Non-Iraqi (Purchase) of March 2026

| الشركات المتداولة Traded Co. | الاهمية النسبية % Change % | الصفقات No. of Trades | الاهمية النسبية % Change % | القيمة المتداولة Traded Value | الاهمية النسبية % Change % | عدد الاسهم المتداولة Traded Volume | الجلسات Sessions |
|---------------------------------|-------------------------------|--------------------------|-------------------------------|----------------------------------|-------------------------------|---------------------------------------|----------------------------------|
| 4 | 29.51 | 18 | 67.44 | 94,519,870 | 20.87 | 25,975,262 | 01/03/2026 |
| 1 | 3.28 | 2 | 0.00 | 4,200 | 0.00 | 4,000 | 02/03/2026 |
| 0 | 0.00 | 0 | 0.00 | 0 | 0.00 | 0 | 03/03/2026 |
| 5 | 16.39 | 10 | 3.41 | 4,784,223 | 12.04 | 14,990,077 | 04/03/2026 |
| 1 | 1.64 | 1 | 0.00 | 10 | 0.00 | 17 | 05/03/2026 |
| 4 | 9.84 | 6 | 1.65 | 2,309,403 | 2.19 | 2,721,240 | 08/03/2026 |
| 2 | 21.31 | 13 | 6.68 | 9,360,107 | 22.04 | 27,436,996 | 09/03/2026 |
| 0 | 0.00 | 0 | 0.00 | 0 | 0.00 | 0 | 10/03/2026 |
| 0 | 0.00 | 0 | 0.00 | 0 | 0.00 | 0 | 11/03/2026 |
| 2 | 4.92 | 3 | 11.81 | 16,555,701 | 40.18 | 50,012,109 | 12/03/2026 |
| 0 | 0.00 | 0 | 0.00 | 0 | 0.00 | 0 | 15/03/2026 |
| 0 | 0.00 | 0 | 0.00 | 0 | 0.00 | 0 | 17/03/2026 |
| 0 | 0.00 | 0 | 0.00 | 0 | 0.00 | 0 | 24/03/2026 |
| 1 | 1.64 | 1 | 3.46 | 4,850,000 | 0.80 | 1,000,000 | 25/03/2026 |
| 2 | 4.92 | 3 | 5.13 | 7,195,405 | 1.56 | 1,935,751 | 29/03/2026 |
| 0 | 0.00 | 0 | 0.00 | 0 | 0.00 | 0 | 30/03/2026 |
| 3 | 6.56 | 4 | 0.41 | 569,000 | 0.32 | 400,000 | 31/03/2026 |
| 8 | 100 | 61 | 100 | 140,147,919 | 100 | 124,475,452 | مجموع الحالي Total This Month |
| 11 | 100 | 143 | 100 | 280,101,792 | 100 | 251,541,549 | مجموع السابق Total Last Month |
| -27.27 | - | -57 | - | -49.97 | - | -50.51 | التغيير (%) Change (%) |

جدول رقم (8) مؤشرات التداول من غير العراقيين (المباعة) في سوق العراق للاوراق المالية لشهر اذار 2026

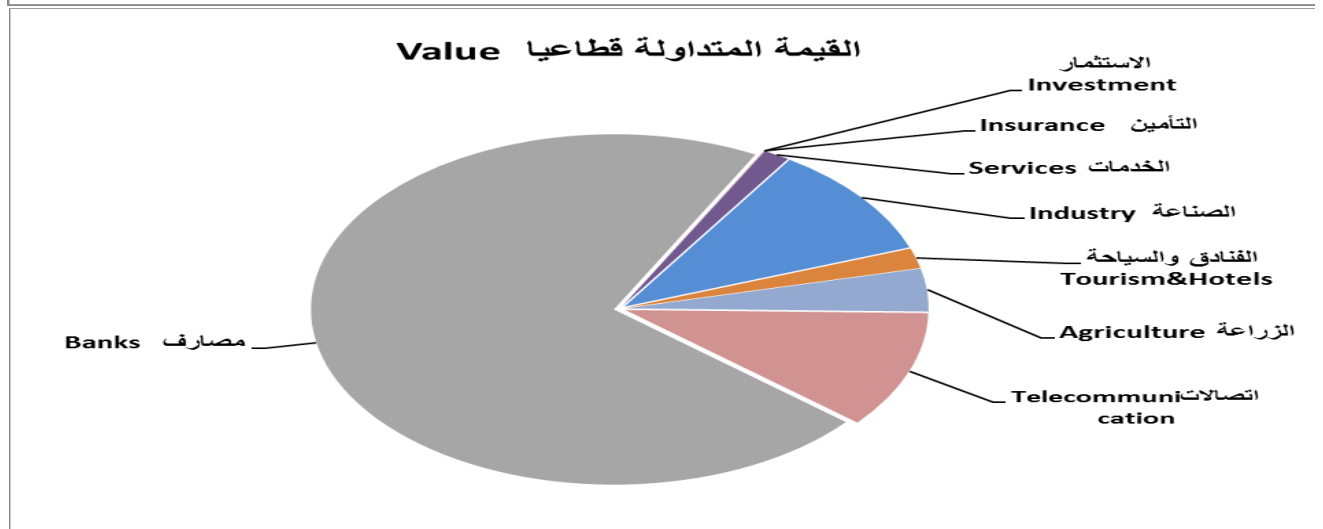
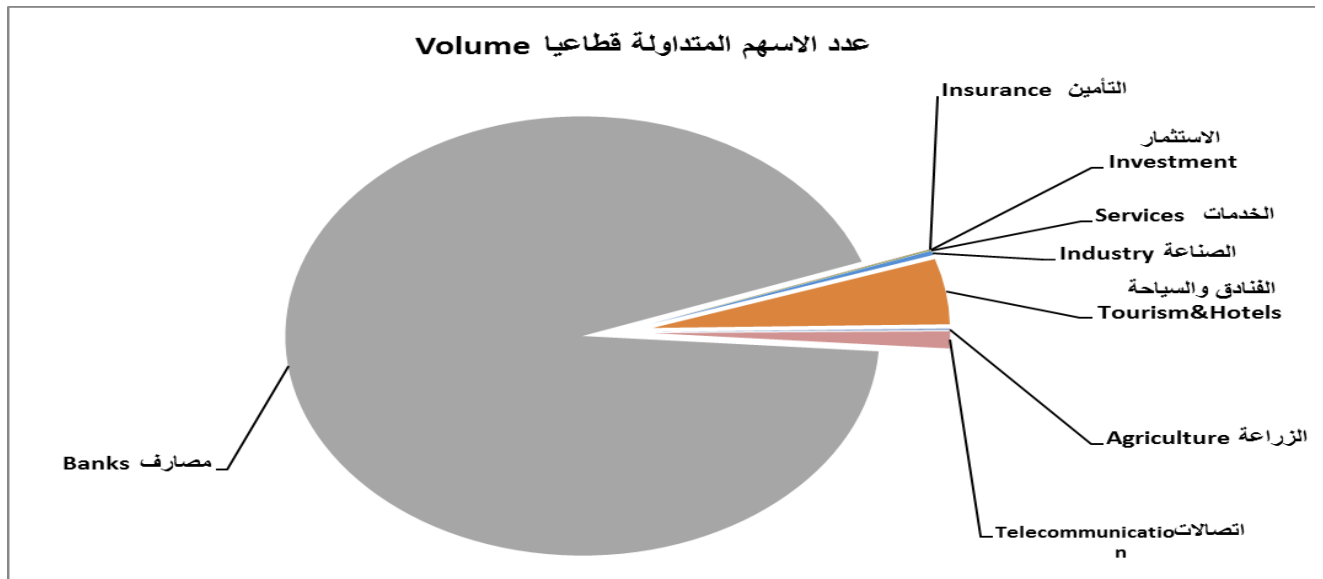
Table No.(8) Trading Indices of Non-Iraqi (Sales) of March 2026

| الشركات المتداولة Co.Traded | الاهمية النسبية % Change % | الصفقات No.of Trans | الاهمية النسبية % Change % | القيمة المتداولة Traded Value | الاهمية النسبية % Change % | عدد الاسهم المتداولة Traded Volume | الجلسات Sessions |
|--------------------------------|-------------------------------|------------------------|-------------------------------|----------------------------------|-------------------------------|---------------------------------------|------------------------------------|
| 2 | 6.08 | 27 | 4.14 | 29,546,786 | 2.03 | 2,068,005 | 01/03/2026 |
| 2 | 11.94 | 53 | 7.12 | 50,841,900 | 3.44 | 3,500,991 | 02/03/2026 |
| 1 | 4.05 | 18 | 11.77 | 84,008,725 | 5.89 | 6,000,000 | 03/03/2026 |
| 2 | 8.11 | 36 | 11.58 | 82,661,191 | 6.94 | 7,073,112 | 04/03/2026 |
| 3 | 11.71 | 52 | 14.66 | 104,675,711 | 15.93 | 16,232,317 | 05/03/2026 |
| 3 | 3.38 | 15 | 7.20 | 51,374,416 | 16.61 | 16,922,707 | 08/03/2026 |
| 1 | 0.90 | 4 | 0.92 | 6,598,850 | 2.11 | 2,149,951 | 09/03/2026 |
| 3 | 14.86 | 66 | 17.82 | 127,201,260 | 16.26 | 16,568,232 | 10/03/2026 |
| 3 | 11.04 | 49 | 9.69 | 69,167,220 | 14.36 | 14,630,000 | 11/03/2026 |
| 4 | 4.73 | 21 | 4.50 | 32,110,217 | 3.13 | 3,184,355 | 12/03/2026 |
| 3 | 6.76 | 30 | 4.55 | 32,460,141 | 2.82 | 2,870,000 | 15/03/2026 |
| 2 | 1.58 | 7 | 0.54 | 3,850,192 | 4.51 | 4,599,436 | 17/03/2026 |
| 0 | 0.00 | 0 | 0.00 | 0 | 0.00 | 0 | 24/03/2026 |
| 4 | 1.80 | 8 | 0.06 | 445,316 | 1.71 | 1,739,201 | 25/03/2026 |
| 0 | 0.00 | 0 | 0.00 | 0 | 0.00 | 0 | 29/03/2026 |
| 1 | 2.48 | 11 | 0.65 | 4,653,379 | 0.95 | 969,454 | 30/03/2026 |
| 2 | 10.59 | 47 | 4.80 | 34,292,208 | 3.30 | 3,365,322 | 31/03/2026 |
| 13 | 100 | 444 | 100 | 713,887,513 | 100 | 101,873,083 | المجموع الحالي Total This Month |
| 10 | 100 | 748 | 100 | 3,879,981,808 | 100 | 1,787,596,400 | المجموع السابق Total Last Month |
| 30.00 | - | -40.64 | - | -81.60 | - | -94.30 | التغيير (%) Change(%) |

جدول رقم (9) مؤشرات التداول القطاعية في سوق العراق للاوراق المالية لشهر آذار 2026

Table No. (9) Trading indices by Sectors of March 2026

| الشركات المدرجة Lisred Co | الشركات المتداولة Traded Co | الاهمية النسبية (%) | الصفقات No. of Trades | الاهمية النسبية (%) | القيمة المتداولة Traded Value | الاهمية النسبية (%) | عدد الاسهم المتداولة Traded Volume | القطاع SECTOR |
|------------------------------|--------------------------------|---------------------|--------------------------|---------------------|----------------------------------|---------------------|---------------------------------------|------------------------------------|
| 43 | 25 | 47.22 | 7794 | 40.64 | 10,593,013,043 | 88.34 | 9,957,793,172 | المصارف Banks |
| 2 | 2 | 14.17 | 2338 | 8.92 | 2,326,075,074 | 1.45 | 163,284,230 | الاتصالات Telecommunicatiior |
| 5 | 5 | 1.48 | 244 | 0.26 | 67,023,752 | 0.56 | 63,251,837 | التأمين Insurance |
| 6 | 1 | 0.01 | 1 | 0.00 | 2,400 | 0.00 | 2,000 | الاستثمار Investment |
| 11 | 9 | 9.69 | 1600 | 2.50 | 650,384,055 | 0.76 | 85,914,362 | الخدمات Services |
| 20 | 19 | 19.04 | 3142 | 7.88 | 2,054,054,997 | 6.03 | 679,601,203 | الصناعة Industry |
| 9 | 9 | 3.84 | 634 | 37.90 | 9,878,549,592 | 1.89 | 213,134,461 | الفنادق والسياحة Tourism&Hotels |
| 8 | 7 | 4.56 | 752 | 1.90 | 494,265,456 | 0.96 | 108,525,889 | الزراعة Agriculture |
| 104 | 77 | 100 | 16,505 | 100 | 26,063,368,369 | 100 | 11,271,507,154 | المجموع TOTAL |



جدول رقم (10) مؤشرات التداول القطاعية المشتراة لغير العراقيين لشهر اذار 2026

Table No.(10) Trading Indices by Sectors of Non-Iraqi (Purchase) of March 2026

| الشركات المتداولة Traded Co | الاهمية النسبية (%) | الصفقات No. of Trades | الاهمية النسبية (%) | القيمة المتداولة Traded Value | الاهمية النسبية (%) | عدد الاسهم المتداولة Traded Volume | القطاع SECTOR |
|--------------------------------|------------------------|-----------------------------|---------------------------|----------------------------------|------------------------|---------------------------------------|------------------------|
| 7 | 96.72 | 59 | 99.22 | 139,053,621 | 99.81 | 124,237,561 | المصارف Banks |
| 1 | 3.28 | 2 | 0.78 | 1,094,299 | 0.19 | 237,891 | الزراعة Agriculture |
| 8 | 100 | 61 | 100 | 140,147,919 | 100 | 124,475,452 | TOTAL المجموع |

جدول رقم (11) مؤشرات التداول القطاعية المباعة من غير العراقيين لشهر اذار 2026

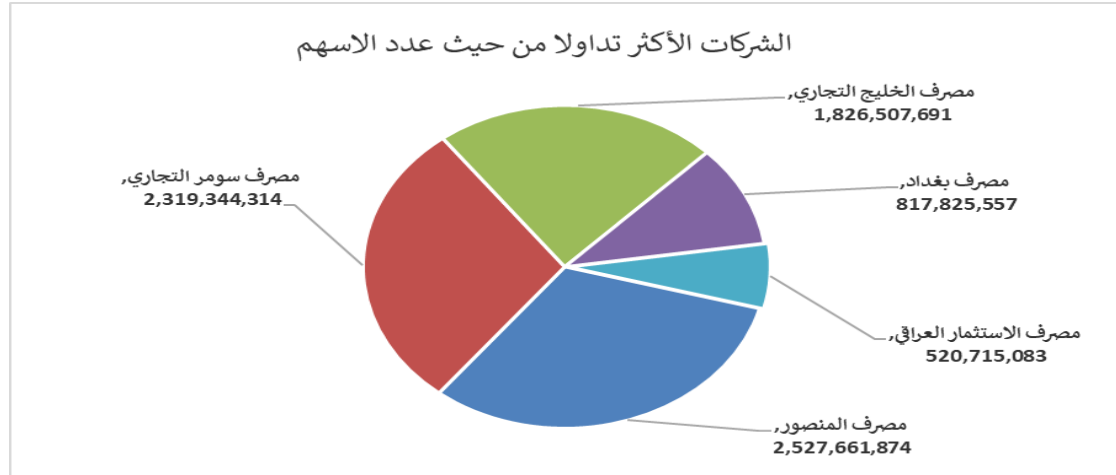
Table No.(11) Trading Indices by Sectors of non-Iraqi (Sales) of March 2026

| الشركات المتداولة Co.Traded | الاهمية النسبية % Change (%) | الصفقات No.of Trans | الاهمية النسبية (%) % Change | القيمة المتداولة Traded Value | الاهمية النسبية Change% (%) | عدد الاسهم المتداولة Traded Volume | القطاع SECTOR |
|--------------------------------|---------------------------------|---------------------------|------------------------------------|----------------------------------|--------------------------------|---------------------------------------|--------------------------------|
| 7 | 26.13 | 116 | 21.23 | 151,548,485 | 51.56 | 52,521,561 | المصارف Banks |
| 1 | 57.88 | 257 | 65.419 | 467,020,875 | 31.593 | 32,184,776 | الاتصالات Telecommunication |
| 2 | 3.15 | 14 | 0.15 | 1,104,854 | 0.29 | 300,079 | التأمين Insurance |
| 1 | 0.23 | 1 | 0.029 | 206,000 | 0.049 | 50,000 | الخدمات Services |
| 2 | 12.61 | 56 | 13.17 | 94,007,299 | 16.51 | 16,816,667 | الصناعة Industry |
| 13 | 100 | 444 | 100 | 713,887,513 | 100 | 101,873,083 | TOTAL المجموع |

جدول رقم (12) الشركات الخمس الاولى من حيث عدد الاسهم المتداولة في سوق العراق للاوراق المالية لشهر آذار 2026

Table No.(12) Top Five Companies According to Volume of March 2026

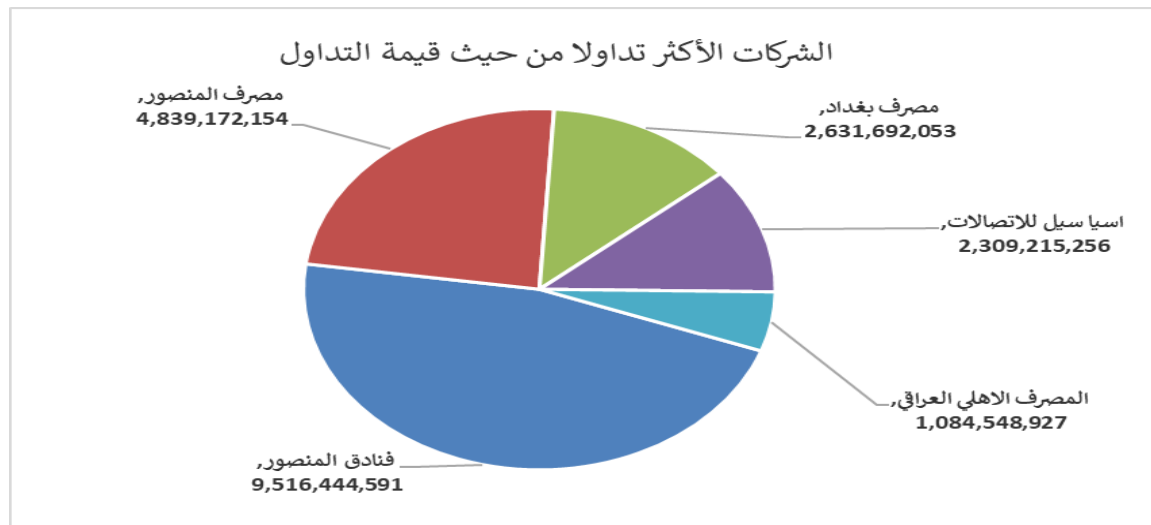
| Company Name | عدد الاسهم المتداولة Traded Volume | النسبة الى الاسهم الكلي % To the Total Volume% | سعر الاغلاق Price | | اسم الشركة |
|-------------------------|---------------------------------------|---------------------------------------------------------|----------------------------|----------------------------|--------------------------|
| | | | الشهر السابق Last Month | الشهر الحالي This Month | |
| Mansour Bank | 2,527,661,874 | 22.43 | 2.050 | 1.620 | 1 مصرف المنصور |
| Sumer Commerical Bank | 2,319,344,314 | 20.58 | 0.140 | 0.160 | 2 مصرف سومر التجاري |
| Gulf Commercial Bank | 1,826,507,691 | 16.20 | 0.330 | 0.340 | 3 مصرف الخليج التجاري |
| Bank of Baghdad | 817,825,557 | 7.26 | 3.110 | 3.410 | 4 مصرف بغداد |
| Investment Bank of Iraq | 520,715,083 | 4.62 | 0.210 | 0.210 | 5 مصرف الاستثمار العراقي |
| Total | 8,012,054,519 | 71.08 | | | المجموع |



جدول رقم (13) الشركات الخمس الاكثر تداولاً من حيث القيمة المتداولة في سوق العراق للاوراق المالية لشهر آذار 2026

Table No.(13) Top Five Companies According to Value of March 2026

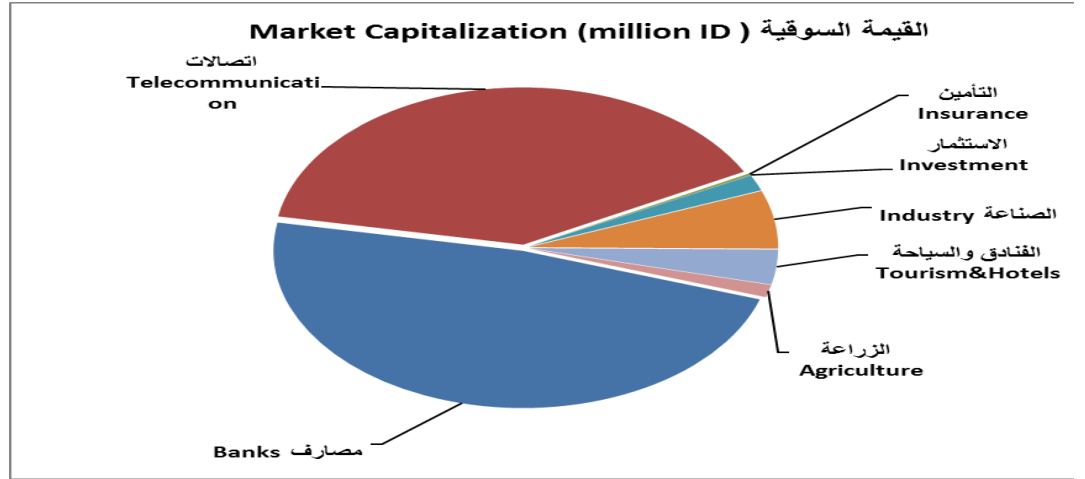
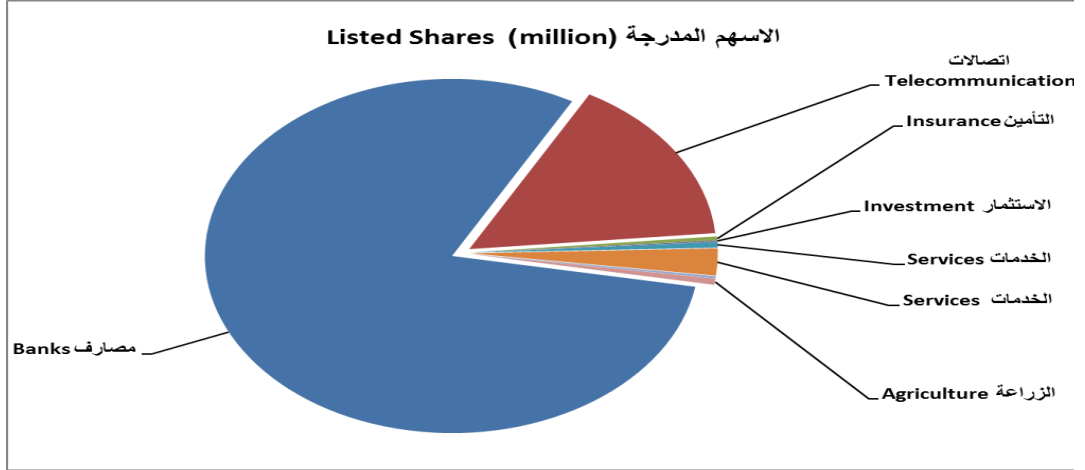
| Company name | القيمة المتداولة Traded Value | النسبة الى التداول الكلي % To the Total Value% | سعر الاغلاق Price | | اسم الشركة |
|-----------------------------|----------------------------------|---------------------------------------------------------|----------------------------|----------------------------|-------------------------|
| | | | الشهر السابق Last Month | الشهر الحالي This Month | |
| Mansour Hotel | 9,516,444,591 | 36.51 | 46.300 | 51.000 | 1 فنادق المنصور |
| Mansour Bank | 4,839,172,154 | 18.57 | 2.050 | 1.620 | 2 مصرف المنصور |
| Bank of Baghdad | 2,631,692,053 | 10.10 | 3.110 | 3.410 | 3 مصرف بغداد |
| Asia Cell Telecommunication | 2,309,215,256 | 8.86 | 14.900 | 14.940 | 4 اسيا سيل للاتصالات |
| National Bank of Iraq | 1,084,548,927 | 4.16 | 4.800 | 4.800 | 5 المصرف الاهلي العراقي |
| Total | 20,381,072,981 | 78.20 | | | المجموع |



جدول رقم (14) الاسهم المدرجة والقيمة السوقية قطاعياً للشركات المدرجة في سوق العراق للاوراق المالية لشهر آذار 2026

Table No.(14) Listed Shares and Market Capitalization by Sectors of March 2026

| النسبة (%) Change% | القيمة السوقية (مليون دينار) MARKET CAPITALIZATION (MILLION ID) | النسبة (%) Change% | الاسهم المدرجة (مليون دينار) Listed Shares (million ID) | القطاع SECTOR |
|-----------------------|--------------------------------------------------------------------------|-----------------------|------------------------------------------------------------------|---------------------------------|
| 45.75 | 11,816,253 | 82.58 | 12,991,309 | المصارف Banks |
| 43.45 | 11,221,718 | 13.60 | 2,139,783 | الاتصالات Telecommunication |
| 0.68 | 174,385 | 0.34 | 54,250 | التأمين Insurance |
| 0.03 | 7,087 | 0.11 | 16,650 | الاستثمار Investment |
| 0.89 | 228,933 | 0.48 | 75,046 | الخدمات Services |
| 5.96 | 1,540,469 | 2.21 | 347,246 | الصناعة Industry |
| 2.58 | 665,786 | 0.19 | 29,527 | الفنادق والسياحة Tourism&Hotels |
| 0.67 | 172,651 | 0.50 | 78,002 | الزراعة Agriculture |
| 100 | 25,827,282 | 100 | 15,731,812 | TOTAL المجموع |



جدول رقم (15) رأس المال وسعر الاغلاق والقيمة السوقية السهم للشركات المساهمة لشهر آذار 2026

Table No.(15) Listed Shares and Closing Price and Market Capitalization of March 2026

| Company Name | القيمة السوقية (مليون دينار) Market Capitalization | سعر الاغلاق Closing Price | الاسهم المدرجة Listed Shares | رمز الشركة Code | اسماء الشركات |
|------------------------------------------|----------------------------------------------------------|------------------------------|---------------------------------|-----------------------|-----------------------------------|
| قطاع المصارف | | | | | |
| Commercial Bank of Iraq | 216,216,000,000 | 0.660 | 327,600,000,000 | BCOI | 1 المصرف العراقي التجاري |
| Bank of Baghdad | 1,364,000,000,000 | 3.410 | 400,000,000,000 | BBOB | 2 مصرف بغداد |
| Iraqi Islamic Bank | 400,000,000,000 | 1.000 | 400,000,000,000 | BIIB | 3 المصرف العراقي الاسلامي |
| Iraqi Middle East Investment Bank | 15,000,000,000 | 0.060 | 250,000,000,000 | BIME | 4 مصرف الشرق الاوسط |
| Investment Bank of Iraq | 60,480,000,000 | 0.210 | 288,000,000,000 | BIBI | 5 مصرف الاستثمار العراقي |
| National Bank of Iraq | 2,496,000,000,000 | 4.800 | 520,000,000,000 | BNOI | 6 المصرف الاهلي العراقي |
| Sumer Commerical Bank | 40,000,000,000 | 0.160 | 250,000,000,000 | BSUC | 7 مصرف سومر التجاري |
| Babylon Bank | 15,000,000,000 | 0.060 | 250,000,000,000 | BBAY | 8 مصرف بابل |
| Gulf Commercial Bank | 102,000,000,000 | 0.340 | 300,000,000,000 | BGUC | 9 مصرف الخليج التجاري |
| Mosul Bank | 35,350,000,000 | 0.140 | 252,500,000,000 | BMFI | 10 مصرف الموصل للاستثمار |
| North Bank | 21,000,000,000 | 0.070 | 300,000,000,000 | BNOR | 11 مصرف الشمال |
| Kurdistan International Bank | 440,000,000,000 | 1.100 | 400,000,000,000 | BKUI | 12 مصرف كردستان الدولي الاسلامي |
| Ashur International Bank | 57,500,000,000 | 0.230 | 250,000,000,000 | BASH | 13 مصرف آشور الدولي |
| Mansour Bank | 720,900,000,000 | 1.620 | 445,000,000,000 | BMNS | 14 مصرف المنصور |
| united Bank For Investment | 15,000,000,000 | 0.050 | 300,000,000,000 | BUND | 15 المصرف المتحد للاستثمار |
| Elaf Islamic Bank | 62,500,000,000 | 0.250 | 250,000,000,000 | BELF | 16 مصرف ايلاف الاسلامي |
| National Islamic Bank | 340,000,000,000 | 0.850 | 400,000,000,000 | BNAI | 17 المصرف الوطني الاسلامي |
| Trans Iraq Bank Investment | 81,840,000,000 | 0.310 | 264,000,000,000 | BTRI | 18 مصرف عبر العراق |
| Cihan Bank for Islamic | 880,000,000,000 | 2.200 | 400,000,000,000 | BCIH | 19 مصرف جيهان الاسلامي |
| Asia Al Iraq Islamic Bank for Investment | 195,000,000,000 | 0.780 | 250,000,000,000 | BAIB | 20 مصرف اسيا العراق الاسلامي |
| Arab Islamic Bank | 250,000,000,000 | 1.000 | 250,000,000,000 | BAAI | 21 مصرف العربية الاسلامي |
| Zain Al-Iraq Islamic Bank | 85,000,000,000 | 0.340 | 250,000,000,000 | BZII | 22 مصرف زين العراق الاسلامي |
| Iraq Noor Islamic Bank | 62,500,000,000 | 0.250 | 250,000,000,000 | BINI | 23 مصرف نور العراق الاسلامي |
| International Islamic Bank | 52,169,200,000 | 0.200 | 260,846,000,000 | BINT | 24 مصرف الدولي الاسلامي |
| World Islamic Bank | 250,000,000,000 | 1.000 | 250,000,000,000 | BWOR | 25 مصرف العالم الاسلامي |
| International Development Bank | 420,000,000,000 | 1.050 | 400,000,000,000 | BIDB | 26 مصرف التنمية الدولي |
| Al-Qabidh Islamic Bank | 22,500,000,000 | 0.090 | 250,000,000,000 | BQAB | 27 مصرف القابض الاسلامي |
| Erbil Investment & FinanceBank | 29,150,000,000 | 0.110 | 265,000,000,000 | BERI | 28 مصرف اربيل |
| Trust International Islamic Bank | 187,500,000,000 | 0.750 | 250,000,000,000 | BTRU | 29 مصرف الثقة الاسلامي |
| Al-Janoob Islamic Bank | 479,400,000,000 | 0.940 | 510,000,000,000 | BJAB | 30 مصرف الجنوب الاسلامي |
| Region Trade Bank | 404,000,000,000 | 1.010 | 400,000,000,000 | BRTB | 31 مصرف الاقليم التجاري |
| Credit Bank Of Iraq | 208,122,000,000 | 0.600 | 346,870,000,000 | BROI | 32 مصرف الائتمان العراقي |
| Economy Bank | 57,398,000,000 | 0.220 | 260,900,000,000 | BEFI | 33 مصرف الاقتصاد للاستثمار |
| Union Bank of Iraq | 42,840,000,000 | 0.170 | 252,000,000,000 | BUOI | 34 مصرف الاتحاد العراقي |
| Al-Bilad Islamic Bank | 25,000,000,000 | 0.100 | 250,000,000,000 | BLAD | 35 مصرف العطاء الاسلامي |
| Al-Qurtas Islamic Bank | 250,000,000,000 | 1.000 | 250,000,000,000 | BQUR | 36 مصرف القوطاس الاسلامي |
| Al-Tife Islamic Bank | 170,912,611,500 | 0.670 | 255,093,450,000 | BTIB | 37 مصرف الطيف الاسلامي |
| Al mustashar islamic bank | 250,000,000,000 | 1.000 | 250,000,000,000 | BMUI | 38 مصرف المستشار الاسلامي |
| Ameen al-Iraq Bank | 250,000,000,000 | 1.000 | 250,000,000,000 | BAME | 39 مصرف امين العراق الاسلامي |
| Al-Rajih Islamic Bank | 250,000,000,000 | 1.000 | 250,000,000,000 | BRAJ | 40 مصرف الراجح الاسلامي |
| Al Anssari Islamic Bank | 12,500,000,000 | 0.050 | 250,000,000,000 | BANS | 41 مصرف الانصاري الاسلامي |
| Al Mashreq Al Arabi Islamic Bank | 249,475,000,000 | 0.850 | 293,500,000,000 | BAMS | 42 مصرف المشرق العربي الاسلامي |
| Money Islamic Bank | 250,000,000,000 | 1.000 | 250,000,000,000 | BMAL | 43 مصرف المال الاسلامي |
| قطاع الاتصالات | | | | | |
| Asia Cell Telecommunication | 4,634,500,000,000 | 14.950 | 310,000,000,000 | TASC | 1 اسيا سيل للاتصالات |
| Al-Khatem Telecoms | 6,587,217,552,240 | 3.600 | 1,829,782,653,400 | TZNI | 2 الخاتم للاتصالات |
| قطاع التأمين | | | | | |
| Al-Ameen for Insurance | 5,625,000,000 | 0.900 | 6,250,000,000 | NAME | 1 الامين للتأمين |
| Gulf Insurance | 3,010,000,000 | 0.430 | 7,000,000,000 | NGIR | 2 الخليج للتأمين وإعادة التأمين |
| Dar Al-Salam for Insurance | 5,600,000,000 | 0.800 | 7,000,000,000 | NDSA | 3 دار السلام للتأمين |
| AHliya For Insurance | 7,650,000,000 | 0.850 | 9,000,000,000 | NAHF | 4 الاهلية للتأمين |
| Al-Hamraa for Insurance | 152,500,000,000 | 6.100 | 25,000,000,000 | NHAM | 5 الحمراء للتأمين |
| قطاع الاستثمار | | | | | |
| AL-Wiaam for Financial Investment | 2,250,000,000 | 0.450 | 5,000,000,000 | VWIF | 1 الويام للاستثمار المالي |
| Al-Zawraa for Financial Investment | 207,000,000 | 0.180 | 1,150,000,000 | VZAF | 2 الزورا للاستثمار المالي |
| Alkhair for financial Investment | 1,540,000,000 | 0.220 | 7,000,000,000 | VKHF | 3 الخير للاستثمار المالي |
| Al-Ameen for Financial Investment | 1,800,000,000 | 1.200 | 1,500,000,000 | VAMF | 4 الامين للاستثمار المالي |
| Bain Al-Nahrain Financial Investment | 900,000,000 | 0.900 | 1,000,000,000 | VMES | 5 بين النهرين للاستثمارات المالية |
| Al-Batek Investment | 390,000,000 | 0.390 | 1,000,000,000 | VBAT | 6 الباتك للاستثمارات المالية |

جدول رقم (15) رأس المال وسعر الاغلاق والقيمة السوقية السهم للشركات المساهمة لشهر آذار 2026

Table No.(15) Listed Shares and Closing Price and Market Capitalization of March 2026

| Company Name | القيمة السوقية (مليون دينار) Market Capitalization | سعر الاغلاق Closing Price | الاسهم المدرجة Listed Shares | رمز الشركة Code | اسماء الشركات |
|-------------------------------------------|----------------------------------------------------------|------------------------------|---------------------------------|-----------------------|----------------------------------|
| قطاع الخدمات | | | | | |
| Services Sector | | | | | |
| Kharkh Tour Amuzement City | 6,435,000,000 | 4.290 | 1,500,000,000 | SKTA | مدينة العاب الكرخ السياحية |
| Mamoura Realestate | 73,579,400,000 | 3.230 | 22,780,000,000 | SMRI | المعمورة للاستثمارات العقارية |
| Al-Nukhba for Construction | 1,528,484,304 | 0.740 | 2,065,519,330 | SNUC | النخبة للمقاولات العامة |
| Iraqi Land Transport | 27,860,000,000 | 1.990 | 14,000,000,000 | SILT | العراقية للنقل البري |
| Iraq Baghdad For General Transportatation | 67,050,000,000 | 22.350 | 3,000,000,000 | SBPT | بغداد للعراق للنقل العام |
| Al-Badia for General Trans | 2,178,000,000 | 0.990 | 2,200,000,000 | SBAG | البادية للنقل العام |
| Al-Mosul for funfairs | 10,725,000,000 | 6.500 | 1,650,000,000 | SMOF | الموصل لمدن الالعاب |
| Iraqi for General Transportatation | 7,020,000,000 | 1.800 | 3,900,000,000 | SIGT | نقل المنتجات النفطية والبضائع |
| Al-Ameen Estate Investment | 24,310,000,000 | 1.870 | 13,000,000,000 | SAEI | الامين للاستثمارات العقارية |
| Ibdaa Al sharq Al Awsat general | 3,000,000,000 | 1.000 | 3,000,000,000 | SIBD | ابداع شرق الوسط |
| Rehab Karbala for Investment | 5,247,000,000 | 0.660 | 7,950,000,000 | HKAR | رحاب كربلاء للاستثمار والمقاولات |
| قطاع الصناعة | | | | | |
| IndustrySector | | | | | |
| Al-Mansour Pharmaceuticals Industries | 38,419,200,000 | 2.070 | 18,560,000,000 | IMAP | المنصور للصناعات الدوائية |
| Modern Sewing | 21,600,000,000 | 5.400 | 4,000,000,000 | IMOS | الخياطة الحديثة |
| Iraqi For Tufted Carpets | 9,000,000,000 | 18.000 | 500,000,000 | IITC | العراقية للسجاد والمفروشات |
| Baghdad for Packing Materials | 3,078,000,000 | 2.850 | 1,080,000,000 | IBPM | بغداد لصناعة مواد التغليف |
| Baghdad Soft Drinks | 1,223,968,646,665 | 5.990 | 204,335,333,333 | IBSD | بغداد للمشروبات الغازية |
| Iraqi Date Processing and Marketing | 41,400,000,000 | 2.400 | 17,250,000,000 | IIDP | التمور العراقية |
| Al-Hilal Industries | 18,562,500,000 | 1.500 | 12,375,000,000 | IHLI | الهلال الصناعية |
| National Chemical &Plastic Industries | 28,400,625,000 | 1.870 | 15,187,500,000 | INCP | الصناعات الكيماوية والبلاستيكية |
| ELectronic Industries | 30,780,000,000 | 1.710 | 18,000,000,000 | IELI | الصناعات الالكترونية |
| Al-Kindi of Veterinary Vaccines | 15,951,600,000 | 2.520 | 6,330,000,000 | IKLV | الكندي لللقاحات البيطرية |
| Iraqi Engineering Works | 8,250,000,000 | 5.500 | 1,500,000,000 | IIEW | العراقية للأعمال الهندسية |
| Metallic Industries and Bicycles | 10,250,000,000 | 2.050 | 5,000,000,000 | IMIB | الصناعات المعدنية والدراجات |
| Ready Made Clothes | 7,329,180,000 | 2.300 | 3,186,600,000 | IRMC | انتاج الالبسة الجاهزة |
| Iraqi Carton Manufacturies | 19,126,800,000 | 2.520 | 7,590,000,000 | IICM | العراقية لصناعات الكرتون |
| The Light Industries | 20,832,000,000 | 1.240 | 16,800,000,000 | ITLI | الصناعات الخفيفة |
| Fallujah for Construction Materials | 12,870,000,000 | 2.750 | 4,680,000,000 | IFCM | الفلوجة لانتاج المواد الانشائية |
| Al-Khazer Construction Materials | 2,460,000,000 | 1.230 | 2,000,000,000 | IKHC | الخازر لانتاج المواد الانشائية |
| modern chemical industries | 18,000,000,000 | 100.000 | 180,000,000 | IMCI | الصناعات الكيماوية العصرية |
| Modern Construction Materials | 7,036,161,989 | 1.310 | 5,371,116,022 | IIMCM | المواد الانشائية الحديثة |
| House Household furniture | 3,154,000,000 | 0.950 | 3,320,000,000 | IHFI | الوطنية لصناعات للثاث المنزلي |
| قطاع الفنادق والسياحة | | | | | |
| Tourism&Hotels Sector | | | | | |
| Palestine Hotel | 91,000,000,000 | 18.200 | 5,000,000,000 | HPAL | فندق فلسطين |
| Ishtar Hotels | 63,350,000,000 | 9.050 | 7,000,000,000 | HISH | فنادق عشتار |
| Babylon Hotel | 204,000,000,000 | 102.000 | 2,000,000,000 | HBAY | فندق بابل |
| Baghdad Hotel | 46,320,000,000 | 11.580 | 4,000,000,000 | HBAG | فندق بغداد |
| National for Tourist Investment | 57,841,868,981 | 9.250 | 6,253,175,025 | HNTI | الوطنية للاستثمارات السياحية |
| Tourist Village of Mosul dam | 3,264,000,000 | 13.600 | 240,000,000 | HTVM | المدنية السياحية لسد الموصل |
| Mansour Hotel | 149,083,200,000 | 51.000 | 2,923,200,000 | HMAN | فندق المنصور |
| Al-Sadeer Hotel | 39,895,800,000 | 23.000 | 1,734,600,000 | HSAD | فندق السدير |
| Ashour Hotel | 11,031,361,497 | 29.310 | 376,368,526 | HASH | فندق آشور |
| قطاع الزراعة | | | | | |
| Agricultur Sector | | | | | |
| Modern for Animal Production | 7,382,340,000 | 0.360 | 20,506,500,000 | AMAP | الحديثة للانتاج الحيواني |
| Al-Ahlyia for Agricultural Production | 1,265,000,000 | 2.200 | 575,000,000 | AAHP | الاهلية للانتاج الزراعي |
| Middle East for Production- Fish | 1,797,000,000 | 5.990 | 300,000,000 | AMEF | الشرق الاوسط للاسماك |
| Iraqi for Seed Production | 98,000,000,000 | 4.900 | 20,000,000,000 | AISP | العراقية لانتاج البذور |
| Iraqi Products Marketing Meat | 21,850,000,000 | 4.370 | 5,000,000,000 | AIPM | العراقية لانتاج وتسويق اللحوم |
| Iraqi Agricultural Products | 3,600,000,000 | 10.000 | 360,000,000 | AIRP | العراقية للمنتجات الزراعية |
| Babil Animal&vegetable Products | 8,757,000,000 | 6.950 | 1,260,000,000 | ABAP | بابل للانتاج الحيواني والنباتي |
| Al-Rebass for Poultry & Feed | 30,000,000,000 | 1.000 | 30,000,000,000 | AREB | الرباس للدواجن والاعلاف |

جدول (16) معدل دوران اسهم الشركات المساهمة المتداولة في سوق العراق للاوراق المالية لشهر آذار 2026

Table No.(16) Turnover Ratio of Listed Shares of March 2026

| Company Name | معدل دوران السهم Turnover Ratio | عدد الاسهم المتداولة Traded Volume | الاسهم المدرجة Listed Shares | رمز الشركة Code | اسماء الشركات |
|------------------------------------------|------------------------------------|---------------------------------------|---------------------------------|--------------------|-----------------------------------|
| قطاع المصارف | | | | | |
| Commercial Bank of Iraq | 0.151 | 493,756,929 | 327,600,000,000 | BCOI | 1 المصرف التجاري العراقي |
| Bank of Baghdad | 0.204 | 817,825,557 | 400,000,000,000 | BBOB | 2 مصرف بغداد |
| Iraqi Islamic Bank | 0.018 | 70,873,876 | 400,000,000,000 | BIIB | 3 المصرف الاسلامي |
| Iraqi Middle East Investment Bank | 0.055 | 138,324,392 | 250,000,000,000 | BIME | 4 مصرف الشرق الاوسط |
| Investment Bank of Iraq | 0.181 | 520,715,083 | 288,000,000,000 | BIBI | 5 مصرف الاستثمار العراقي |
| National Bank of Iraq | 0.044 | 229,353,713 | 520,000,000,000 | BNOI | 6 المصرف الاهلي العراقي |
| Sumer Commerical Bank | 0.928 | 2,319,344,314 | 250,000,000,000 | BSUC | 7 مصرف سومر التجاري |
| Babylon Bank | - | موقوفة | 250,000,000,000 | BBAY | 8 مصرف بابل |
| Gulf Commercial Bank | 0.609 | 1,826,507,691 | 300,000,000,000 | BGUC | 9 مصرف الخليج التجاري |
| Mosul Bank | 0.045 | 113,786,878 | 252,500,000,000 | BMFI | 10 مصرف الموصل |
| North Bank | - | موقوفة | 300,000,000,000 | BNOR | 11 مصرف الشمال |
| Kurdistan International Bank | 0.002 | 9,398,353 | 400,000,000,000 | BKUI | 12 مصرف كردستان |
| Ashur International Bank | 0.103 | 257,262,638 | 250,000,000,000 | BASH | 13 مصرف اشور الدولي |
| Mansour Bank | 0.568 | 2,527,661,874 | 445,000,000,000 | BMNS | 14 مصرف المنصور للاستثمار |
| United Bank For Investment | 0.005 | 13,725,565 | 300,000,000,000 | BUND | 15 المصرف المتحد للاستثمار |
| Elaf Islamic Bank | 0.000 | 361,823 | 250,000,000,000 | BELF | 16 مصرف ايلاف |
| National Islamic Bank | 0.003 | 12,396,120 | 400,000,000,000 | BNAI | 17 المصرف الوطني الاسلامي |
| Trans Iraq Bank Investment | 0.000 | 268,708 | 264,000,000,000 | BTRI | 18 مصرف عبر العراق للاستثمار |
| Cihan Bank for Islamic | - | لم تتداول | 400,000,000,000 | BCIH | 19 جيهان الاسلامي |
| Asia Al Iraq Islamic Bank for Investment | - | لم تتداول | 250,000,000,000 | BAIB | 20 مصرف اسيا العراق |
| Arab Islamic Bank | - | لم تتداول | 250,000,000,000 | BAAI | 21 مصرف العربية الاسلامي |
| Zain Al-Iraq Islamic Bank | - | موقوفة | 250,000,000,000 | BZII | 22 مصرف زين العراق |
| Iraq Noor Islamic Bank | 0.000 | 113,319 | 250,000,000,000 | BINI | 23 مصرف نور العراق |
| International Islamic Bank | 0.003 | 7,017,890 | 260,846,000,000 | BINT | 24 مصرف الدولي الاسلامي |
| World Islamic Bank | - | لم تتداول | 250,000,000,000 | BWOR | 25 مصرف العالم |
| International Development Bank | 0.000 | 10,000 | 400,000,000,000 | BIDB | 26 مصرف التنمية |
| Al- Qabidh Islamic Bank | - | لم تتداول | 250,000,000,000 | BQAB | 27 مصرف القابض الاسلامي |
| Erbil Investment & FinanceBank | - | لم تتداول | 265,000,000,000 | BERI | 28 مصرف اربيل |
| Trust International Islamic Bank | - | لم تتداول | 250,000,000,000 | BTRU | 29 مصرف الثقة الاسلامي |
| Al Janoob Islamic Bank | - | لم تتداول | 510,000,000,000 | BJAB | 30 مصرف الجنوب |
| Region Trade Bank | 0.109 | 434,942,133 | 400,000,000,000 | BRTB | 31 مصرف اقليم التجاري |
| Credit Bank Of Iraq | 0.006 | 20,277,150 | 346,870,000,000 | BROI | 32 مصرف الائتمان |
| Economy Bank | 0.054 | 140,815,822 | 260,900,000,000 | BEFI | 33 مصرف الاقتصاد للاستثمار |
| Union Bank of Iraq | 0.000 | 6,782 | 252,000,000,000 | BUOI | 34 مصرف الاتحاد العراقي |
| Al-Bilad Islamic Bank | 0.000 | 800,000 | 250,000,000,000 | BLAD | 35 مصرف العطاء الاسلامي |
| Al-Qurtas Islamic Bank | - | لم تتداول | 250,000,000,000 | BQUR | 36 مصرف قرطاس الاسلامي |
| Al-Tife Islamic Bank | 0.001 | 2,246,562 | 255,093,450,000 | BTIB | 37 مصرف الطيف الاسلامي |
| Al mustashar islamic bank | - | لم تتداول | 250,000,000,000 | BMUI | 38 مصرف المستشار |
| Ameen al-Iraq Bank | - | لم تتداول | 250,000,000,000 | BAME | 39 مصرف امين العراق |
| Al- Rajih Islamic Bank | - | لم تتداول | 250,000,000,000 | BRAJ | 40 مصرف الراجح |
| Al Anssari Islamic Bank | - | لم تتداول | 250,000,000,000 | BANS | 41 مصرف الانصاري |
| Al Mashreq Al Arabi Islamic Bank | - | لم تتداول | 293,500,000,000 | BAMS | 42 مصرف المشرق العربي |
| Al Mal Islamic Investment Bank | - | موقوفة | 250,000,000,000 | BMAL | 43 مصرف المال الاسلامي |
| قطاع الاتصالات | | | | | |
| Asia Cell Telecommunication | 0.051 | 158,513,201 | 310,000,000,000 | TASC | 1 اسيا سيل |
| Al-Khatem Telecoms | 0.000 | 4,771,029 | 1,829,782,653,400 | TZNI | 2 الخاتم للاتصالات |
| قطاع التأمين | | | | | |
| Al-Ameen for Insurance | 0.532 | 33,250,744 | 6,250,000,000 | NAME | 1 الامين للتأمين |
| Gulf Insurance | 0.065 | 4,579,746 | 7,000,000,000 | NGIR | 2 الخليج للتأمين وإعادة التأمين |
| Dar Al-Salam for Insurance | 0.324 | 22,649,279 | 7,000,000,000 | NDSA | 3 دار السلام للتأمين |
| AHliya For Insurance | 0.001 | 72,781 | 9,000,000,000 | NAHF | 4 الاهلية للتأمين |
| Al-Hamraa for Insurance | 0.011 | 2699287 | 25,000,000,000 | NHAM | 5 الحمراء للتأمين |
| قطاع الاستثمار | | | | | |
| AL-Wiaam for Financial Investment | - | موقوفة | 5,000,000,000 | VWIF | 1 الويام للاستثمار المالي |
| Al-Zawraa for Financial Investment | - | موقوفة | 1,150,000,000 | VZAF | 2 الزوراء للاستثمار المالي |
| Alkhair for financial Investment | - | موقوفة | 7,000,000,000 | VKHF | 3 الخير للاستثمار المالي |
| Al-Ameen for Financial Investment | 0.000 | 2,000 | 1,500,000,000 | VAMF | 4 الامين للاستثمار المالي |
| Bain Al-Nahrain Investment | - | موقوفة | 1,000,000,000 | VMES | 5 بين النهرين للاستثمارات المالية |
| AL- Batek Investment | - | موقوفة | 1,000,000,000 | VBAT | 6 الباتك للاستثمارات المالية |

جدول (16) معدل دوران اسهم الشركات المساهمة المتداولة في سوق العراق للاوراق المالية لشهر آذار 2026

Table No.(16) Turnover Ratio of Listed Shares of March 2026

| Company Name | معدل دوران السهم Turn over Ratio | عدد الاسهم المتداولة Traded Volume | الاسهم المدرجة Listed Shares | رمز الشركة Code | اسماء الشركات |
|-----------------------------------------|-------------------------------------|---------------------------------------|---------------------------------|--------------------|------------------------------------|
| قطاع الخدمات | | | | | |
| Services Sector | | | | | |
| Kharkh Tour Amuzement City | 0.379 | 5,680,437 | 1,500,000,000 | SKTA | 1 مدينة ألعاب الكرخ السياحية |
| Mamoura Realestate | 0.088 | 20,068,291 | 22,780,000,000 | SMRI | 2 المعمورة للاستثمارات العقارية |
| AL-Nukhba for Construction | 0.009 | 194,997 | 2,065,519,330 | SNUC | 3 النخبة للمقاولات العامة |
| Iraqi Land Transport | - | موقوفة | 14,000,000,000 | SILT | 4 العراقية للنقل البري |
| Iraq Baghdad For General Transportation | 0.686 | 20,590,559 | 3,000,000,000 | SBPT | 5 بغداد العراق للنقل العام |
| AL-Badia for General Trans | 0.336 | 7,390,629 | 2,200,000,000 | SBAG | 6 البادية للنقل العام |
| Al-Mosul for funfairs | 0.507 | 8,368,867 | 1,650,000,000 | SMOF | 7 الموصل لمدرن الالعاب |
| Iraqi for General Transportation | 0.123 | 4,790,955 | 3,900,000,000 | SIGT | 8 نقل المنتجات النفطية والبضائع |
| Al-Ameen Estate Investment | 0.145 | 18,798,840 | 13,000,000,000 | SAEI | 9 الامين للاستثمارات العقارية |
| Ibdaa Al sharq Al Awsat general | - | لم تتداول | 3,000,000,000 | SIBD | 10 ابداع شرق الاوسط |
| Rehab Karbala company | 0.000 | 30,787 | 7,950,000,000 | HKAR | 11 رحاب كربلاء |
| قطاع الصناعة | | | | | |
| IndustrySector | | | | | |
| Al-Mansour Pharmaceuticals Industries | 1.678 | 311,427,933 | 18,560,000,000 | IMAP | 1 المنصور للصناعات الدوائية |
| Modern Sewing | 0.101 | 4,031,630 | 4,000,000,000 | IMOS | 2 الخياطة الحديثة |
| Iraqi For Tufted Carpets | 0.255 | 1,273,302 | 500,000,000 | IITC | 3 العراقية للسجاد والمفروشات |
| Baghdad for Packing Materials | 0.019 | 205,782 | 1,080,000,000 | IBPM | 4 بغداد لصناعة مواد التغليف |
| Baghdad Soft Drinks | 0.087 | 178,220,573 | 204,335,333,333 | IBSD | 5 بغداد للمشروبات الغازية |
| Iraqi Date Processing and Marketing | 0.013 | 2,174,314 | 17,250,000,000 | IIDP | 6 التمور العراقية |
| Al -HiLal Industries | 0.038 | 4,738,690 | 12,375,000,000 | IHLI | 7 الهلال الصناعية |
| National Chemical &Plastic Industries | 0.034 | 5,092,340 | 15,187,500,000 | INCP | 8 الصناعات الكيماوية والبلاستيكية |
| ELectronic Industries | 0.051 | 9,229,640 | 18,000,000,000 | IELI | 9 الصناعات الالكترونية |
| AL- Kindi of Veterinary Vaccines | 0.312 | 19,742,437 | 6,330,000,000 | IKLV | 10 الكندي لانتاج اللقاحات البيطرية |
| Iraqi Engineering Works | 0.005 | 75,504 | 1,500,000,000 | IIEW | 11 العراقية للاعمال الهندسية |
| Metallic Industries and Bicycles | 0.018 | 879,399 | 5,000,000,000 | IMIB | 12 الصناعات المعدنية والدراجات |
| Ready Made Clothes | 0.008 | 262,313 | 3,186,600,000 | IRMC | 13 انتاج الالبسة الجاهزة |
| Iraqi Carton Manufacturies | 0.336 | 25,487,404 | 7,590,000,000 | IICM | 14 العراقية لصناعات الكرتون |
| The Light Industries | 0.445 | 74,778,742 | 16,800,000,000 | ITLI | 15 الصناعات الخفيفة |
| Fallujah for Construction Materials | 0.420 | 19,670,983 | 4,680,000,000 | IFCM | 16 الفلوجة لانتاج المواد الانشائية |
| Al -Khazer Construction Materials | 0.786 | 15,729,034 | 2,000,000,000 | IKHC | 17 الخايزر لانتاج المواد الانشائية |
| modern chemical industries | - | لم تتداول | 180,000,000 | IMCI | 18 الصناعات الكيماوية العصرية |
| Modern Construction Materials | 0.122 | 6,539,011 | 5,371,116,022 | IMCM | 19 المواد الانشائية الحديثة |
| House Household furniture | 0.001 | 42,172 | 3,320,000,000 | IHFI | 20 الوطنية لصناعات للاثاث المنزلي |
| قطاع الفنادق والسياحة | | | | | |
| Tourism&Hotels Sector | | | | | |
| Palestine Hotel | 0.294 | 14,703,770 | 5,000,000,000 | HPAL | 1 فندق فلسطين |
| Ishtar Hotels | 0.074 | 5,211,296 | 7,000,000,000 | HISH | 2 فنادق عشتار |
| Babylon Hotel | 0.000 | 5,467 | 2,000,000,000 | HBAY | 3 فندق بابل |
| Baghdad Hotel | 0.032 | 1,288,973 | 4,000,000,000 | HBAG | 4 فندق بغداد |
| National for Tourist Investment | 0.004 | 280,000 | 6,253,175,025 | HNTI | 5 الوطنية للاستثمارات السياحية |
| Tourist Village of Mosul dam | 0.068 | 162,569 | 240,000,000 | HTVM | 6 المدينة السياحية لسد الموصل |
| Mansour Hotel | 6.523 | 190,681,259 | 2,923,200,000 | HMAN | 7 فندق المنصور |
| Al-Sadeer Hotel | 0.028 | 492,439 | 1,734,600,000 | HSAD | 8 فندق السدير |
| Ashour Hotel | 0.082 | 308,688 | 376,368,526 | HASH | 9 فندق آشور |
| قطاع الزراعة | | | | | |
| Agricultur Sector | | | | | |
| Modern for Animal Production | 0.052 | 10,751,004 | 20,506,500,000 | AMAP | 1 الحديثة للانتاج الحيواني |
| Al-Ahlyia for Agricultural Production | 0.131 | 751,890 | 575,000,000 | AAHP | 2 الاهلية للانتاج الزراعي |
| Middle East for Production- Fish | 0.000 | 443 | 300,000,000 | AMEF | 3 الشرق الاوسط للاسماك |
| Iraqi for Seed Production | 0.463 | 92,571,830 | 20,000,000,000 | AISP | 4 العراقية لانتاج البذور |
| Iraqi Products Marketing Meat | 0.014 | 681,424 | 5,000,000,000 | AIPM | 5 العراقية لانتاج وتسويق اللحوم |
| Iraqi Agricultural Products | 0.000 | 100 | 360,000,000 | AIRP | 6 العراقية للمنتجات الزراعية |
| AL -Rebass for Poultry & Feed | 0.299 | 3,769,198 | 1,260,000,000 | ABAP | 7 بابل للانتاج الحيواني والنباتي |
| Babil animal &vegetable production | - | لم تتداول | 30,000,000,000 | AREB | 8 الريباس للدواجن والاعلاف |

نشرة تداول اسهم المنصة النظامية اذار 2026 Regular Platform Trading Bulletin of March 2026

| Company name | عدد ايام التداول Trading days | القيمة المتداولة Traded Value | عدد الاسهم المتداولة Traded Volume | الصفقات No. of Trades | التغير % %Change | سعر الاغلاق السابق Previous Clo.Price | سعر الاغلاق Closing Price | معدل السعر الحالي Average Price | ادنى سعر Low Price | اعلى سعر High Price | سعر الافتتاح Opening Price | رمز الشركة Code | اسم الشركة |
|---------------------------------|----------------------------------|----------------------------------|---------------------------------------|--------------------------|---------------------|------------------------------------------|------------------------------|------------------------------------|-----------------------|------------------------|-------------------------------|--------------------|---------------------------------|
| Banks Sector | | | | | | | | | | | | | قطاع المصارف |
| Commercial Bank of Iraq | 17 | 316,829,259 | 493,756,929 | 314 | -1.49 | 0.670 | 0.660 | 0.640 | 0.630 | 0.670 | 0.660 | BCOI | المصرف التجاري العراقي الاسلامي |
| Bank of Baghdad | 17 | 2,631,692,053 | 817,825,557 | 1,765 | 9.65 | 3.110 | 3.410 | 3.220 | 2.970 | 3.420 | 3.100 | BBOB | مصرف بغداد |
| Iraqi Islamic Bank | 17 | 70,852,036 | 70,873,876 | 188 | -0.99 | 1.010 | 1.000 | 1.000 | 0.970 | 1.020 | 0.990 | BIIB | المصرف العراقي الاسلامي |
| Iraqi Middle East Bank | 9 | 8,300,296 | 138,324,392 | 55 | 0.00 | 0.060 | 0.060 | 0.060 | 0.060 | 0.070 | 0.070 | BIME | مصرف الشرق الاوسط |
| Investment Bank of Iraq | 16 | 111,509,646 | 520,715,083 | 191 | 0.00 | 0.210 | 0.210 | 0.210 | 0.200 | 0.230 | 0.210 | BIBI | مصرف الاستثمار العراقي |
| National Bank of Iraq | 17 | 1,084,548,927 | 229,353,713 | 992 | 0.00 | 4.800 | 4.800 | 4.730 | 4.600 | 4.870 | 4.780 | BNOI | المصرف الاهلي العراقي |
| Economy Bank | 14 | 30,919,681 | 140,815,822 | 85 | 0.00 | 0.220 | 0.220 | 0.220 | 0.210 | 0.220 | 0.220 | BEFI | مصرف الاقتصاد |
| Gulf Commercial Bank | 17 | 610,763,536 | 1,826,507,691 | 389 | 3.03 | 0.330 | 0.340 | 0.330 | 0.300 | 0.350 | 0.320 | BGUC | مصرف الخليج التجاري |
| Mosul Bank | 17 | 15,413,839 | 113,786,878 | 78 | 7.69 | 0.130 | 0.140 | 0.140 | 0.120 | 0.150 | 0.130 | BMFI | مصرف الموصل للاستثمار |
| Union Bank of Iraq | 1 | 1,153 | 6,782 | 1 | 0.00 | 0.170 | 0.170 | 0.170 | 0.170 | 0.170 | 0.170 | BUOI | مصرف الاتحاد العراقي |
| Kurdistan International Bank | 10 | 10,356,573 | 9,398,353 | 34 | -12.00 | 1.250 | 1.100 | 1.100 | 1.100 | 1.250 | 1.250 | BKUI | مصرف كوردستان |
| Ashur International Bank | 17 | 59,786,785 | 257,262,638 | 140 | -4.17 | 0.240 | 0.230 | 0.230 | 0.220 | 0.240 | 0.230 | BASH | مصرف اشور الدولي |
| Mansour Bank | 10 | 4,839,172,154 | 2,527,661,874 | 2,837 | -20.98 | 2.050 | 1.620 | 1.910 | 1.560 | 2.150 | 2.030 | BMNS | مصرف المنصور |
| United Bank For Inivtment | 14 | 686,278 | 13,725,565 | 123 | 0.00 | 0.050 | 0.050 | 0.050 | 0.050 | 0.050 | 0.050 | BUND | المصرف المتحد للاستثمار |
| Elaf Islamic Bank | 9 | 92,317 | 361,823 | 13 | -7.41 | 0.270 | 0.250 | 0.260 | 0.250 | 0.270 | 0.270 | BELF | مصرف ايلاف |
| National Islamic Bank | 7 | 10,270,694 | 12,396,120 | 13 | 21.43 | 0.700 | 0.850 | 0.830 | 0.720 | 0.850 | 0.720 | BNAI | المصرف الوطني الاسلامي |
| Al-Tife Islamic Bank | 7 | 1,523,743 | 2,246,562 | 28 | -4.29 | 0.700 | 0.670 | 0.680 | 0.670 | 0.690 | 0.690 | BTIB | مصرف الطيف الإسلامي |
| TOTAL | | 9,802,718,969 | 7,175,019,658 | 7246 | | | | | | | | | مجموع قطاع المصارف |
| Telecommunication Sector | | | | | | | | | | | | | قطاع الاتصالات |
| Asia Cell Telecommunication | 17 | 2,309,215,256 | 158513201 | 2,171 | 0.27 | 14.900 | 14.940 | 14.570 | 13.950 | 15.000 | 14.900 | TASC | اسيا سيل للاتصالات |
| Al-Khatem Telecoms | 16 | 16,859,819 | 4771029 | 167 | 7.14 | 3.360 | 3.600 | 3.530 | 3.300 | 3.710 | 3.360 | TZNI | الخاتم للاتصالات |
| TOTAL | | 2,326,075,074 | 163,284,230 | 2338 | | | | | | | | | مجموع قطاع الاتصالات |
| Insurance Sector | | | | | | | | | | | | | قطاع التأمين |
| Al-Ameen for Insurance | 11 | 31,421,635 | 33,250,744 | 146 | -5.26 | 0.950 | 0.900 | 0.950 | 0.800 | 0.990 | 0.980 | NAME | الامين للتأمين |
| Dar Al-Salam for Insurance | 11 | 17,965,767 | 22,649,279 | 28 | 14.29 | 0.700 | 0.800 | 0.790 | 0.700 | 0.840 | 0.700 | NDSA | دار السلام للتأمين |
| Gulf Insurance | 10 | 2,008,699 | 4,579,746 | 14 | -4.44 | 0.450 | 0.430 | 0.440 | 0.420 | 0.450 | 0.450 | NGIR | الخليج للتأمين |
| TOTAL | | 51,396,101 | 60,479,769 | 188 | | | | | | | | | مجموع قطاع التأمين |
| Service Sector | | | | | | | | | | | | | قطاع الخدمات |
| Kharkh Tour Amuzement City | 12 | 23,527,992 | 5,680,437 | 191 | 4.63 | 4.100 | 4.290 | 4.140 | 4.000 | 4.300 | 4.050 | SKTA | العاب الكرخ السياحية |
| Al-Mosul for funfairs | 7 | 57,445,352 | 8,368,867 | 14 | -6.07 | 6.920 | 6.500 | 6.860 | 6.500 | 6.920 | 6.920 | SMOF | الموصل لمدن الالعاب |
| Mamoura Realestate | 17 | 64,794,754 | 20,068,291 | 225 | 1.25 | 3.190 | 3.230 | 3.230 | 3.090 | 3.340 | 3.100 | SMRI | المعمورة العقارية |
| AL-Nukhba for Construction | 6 | 147,669 | 194,997 | 10 | -3.90 | 0.770 | 0.740 | 0.760 | 0.740 | 0.770 | 0.770 | SNUC | النخبة للمقاولات العامة |
| Iraq Baghdad For General | 17 | 454,451,032 | 20,590,559 | 733 | -4.81 | 23.480 | 22.350 | 22.070 | 20.170 | 24.160 | 22.900 | SBPT | بغداد العراق للنقل العام |
| Rehab Karbala for Investment | 4 | 20,699 | 30,787 | 6 | -4.35 | 0.690 | 0.660 | 0.670 | 0.660 | 0.680 | 0.680 | HKAR | رحاب كربلاء |
| TOTAL | | 600,387,498 | 54,933,938 | 1,179 | | | | | | | | | مجموع قطاع الخدمات |

نشرة تداول الاسهم لغير العراقيين (المشتراة) في المنصة النظامية لشهر آذار 2026

Non-Iraqi (Purchase) Regular Platform Trading Bulletin of March 2026

| Company Names | القيمة المتداولة Traded Value | عدد الاسهم المتداولة Traded Volume | الصفقات No.of Trads | رمز الشركة Code | اسم الشركة |
|--------------------------------------------|----------------------------------|---------------------------------------|---------------------------|--------------------|-------------------------------|
| Banks Sector | | | | | قطاع المصارف |
| Bank Of Baghdad | 4,204,811 | 1,382,614 | 6 | BBOB | مصرف بغداد |
| National Bank Of Iraq | 82,281,367 | 17,291,240 | 15 | BNOI | المصرف الاهلي العراقي |
| Sumer Commerical Bank | 1,400,000 | 10,000,000 | 4 | BSUC | مصرف سومر التجاري |
| Gulf Commercial Bank | 26,863,686 | 81,544,502 | 16 | BGUC | مصرف الخليج التجاري |
| Al-Mansour Bank | 22,792,708 | 11,515,205 | 10 | BMNS | مصرف المنصور |
| Total Bank sector | 137,542,571 | 121,733,561 | 51 | | مجموع قطاع المصارف |
| Agricultural Sector | | | | | قطاع الزراعة |
| Iraqi Agricultural Products Marketing Meat | 1,094,299 | 237,891 | 2 | AIPM | العراقية لانتاج وتسويق اللحوم |
| Total Agricultural Sector | 1,094,299 | 237,891 | 2 | | مجموع قطاع الزراعة |
| Grand Total | 138,636,870 | 121,971,452 | 53 | | المجموع الكلي |

نشرة تداول الاسهم من غير العراقيين (المباعة) في المنصة النظامية لشهر آذار 2026

Non-Iraqi (Sales) Regular Platform Trading Bulletin of March 2026

| Company Names | القيمة المتداولة Traded Value | عدد الاسهم المتداولة Traded Volume | الصفقات No.of Trads | رمز الشركة Code | اسم الشركة |
|---------------------------------------|----------------------------------|---------------------------------------|---------------------------|--------------------|-----------------------------|
| Banks Sector | | | | | قطاع المصارف |
| Bank Of Baghdad | 77,085,598 | 24,259,250 | 51 | BBOB | مصرف بغداد |
| Iraqi Middle East Investment Bank | 60,000 | 1,000,000 | 2 | BIME | مصرف الشرق الاوسط للاستثمار |
| Investment Bank of Iraq | 101,376 | 460,800 | 2 | BIBI | مصرف الاستثمار العراقي |
| National Bank Of Iraq | 43,534,600 | 9,180,000 | 47 | BNOI | المصرف الاهلي العراقي |
| Gulf Commercial Bank | 618,893 | 1,819,437 | 6 | BGUC | مصرف الخليج التجاري |
| Al-Mansour Bank | 26,838,779 | 12,793,674 | 4 | BMNS | مصرف المنصور |
| Kurdistan International Bank | 3,309,240 | 3,008,400 | 4 | BKUI | مصرف كردستان |
| Total Bank sector | 151,548,485 | 52,521,561 | 116 | | مجموع قطاع المصارف |
| Service Sector | | | | | قطاع الخدمات |
| Kharkh Tour Amuzement City | 206,000 | 50,000 | 1 | SKTA | مدينة العباب الكرخ السياحية |
| Total Service sector | 206,000 | 50,000 | 1 | | مجموع قطاع الخدمات |
| Industry Sector | | | | | قطاع الصناعة |
| Baghdad Soft Drinks | 93,942,299 | 16,766,667 | 55 | IBSD | بغداد للمشروبات الغازية |
| Total Industry sector | 93,942,299 | 16,766,667 | 55 | | مجموع قطاع الصناعة |
| Telecommunication sector | | | | | قطاع الاتصالات |
| Asia cell | 467,020,875 | 32,184,776 | 257 | TASC | اسيا سيل للاتصالات |
| Total Telecommunication sector | 467,020,875 | 32,184,776 | 257 | | مجموع قطاع الاتصالات |
| Grand Total | 712,717,660 | 101,523,004 | 429 | | المجموع الكلي |

جدول رقم (17) مؤشرات التداول في المنصة النظامية لشهر اذار 2026

Table No. (17) Trading Indices of March 2026

| المؤشر | | الشركات المدرجة Listed Co. | الشركات التداولية Tarded Co. | الاهمية % النسبية Change % | الصفقات No. of Trades | الاهمية % النسبية Change % | القيمة المتداولة Traded Value | الاهمية % النسبية Change % | عدد الاسهم المتداولة Traded Volume | الجلسات Sessions |
|-----------|---------|----------------------------------|------------------------------------|----------------------------------|-----------------------------|----------------------------------|----------------------------------|----------------------------------|---------------------------------------|---------------------------------------|
| ISX15 | ISX60 | | | | | | | | | |
| 1,209.800 | 950.250 | 53 | 33 | 7.17 | 990 | 4.57 | 1,106,511,296 | 5.69 | 466,293,242 | 01/03/2026 |
| 1,199.790 | 945.520 | 53 | 31 | 5.50 | 760 | 1.81 | 438,473,069 | 2.48 | 203,279,379 | 02/03/2026 |
| 1,187.260 | 937.660 | 53 | 34 | 7.08 | 978 | 4.32 | 1,044,832,338 | 4.79 | 392,854,819 | 03/03/2026 |
| 1,201.640 | 941.590 | 53 | 41 | 5.38 | 743 | 2.68 | 648,435,870 | 3.85 | 315,831,072 | 04/03/2026 |
| 1,217.270 | 952.710 | 53 | 29 | 5.63 | 778 | 4.96 | 1,200,000,327 | 7.09 | 581,747,149 | 05/03/2026 |
| 1,209.560 | 954.440 | 53 | 31 | 6.31 | 871 | 4.43 | 1,071,571,681 | 6.96 | 571,207,048 | 08/03/2026 |
| 1209.68 | 956.120 | 53 | 33 | 5.17 | 714 | 3.37 | 816,867,394 | 9.99 | 819,308,190 | 09/03/2026 |
| 1223.90 | 972.090 | 53 | 31 | 7.50 | 1035 | 7.78 | 1,883,269,765 | 12.36 | 1,013,785,924 | 10/03/2026 |
| 1237.85 | 989.470 | 53 | 30 | 5.70 | 787 | 2.77 | 669,488,936 | 4.26 | 349,367,653 | 11/03/2026 |
| 1236.41 | 988.700 | 53 | 33 | 5.82 | 804 | 5.25 | 1,270,673,797 | 5.08 | 416,274,763 | 12/03/2026 |
| 1236.63 | 988.860 | 54 | 39 | 5.06 | 699 | 39.23 | 9,494,665,048 | 5.88 | 482,599,768 | 15/03/2026 |
| 1234.88 | 984.500 | 54 | 39 | 4.23 | 584 | 1.58 | 381,636,581 | 3.38 | 277,470,416 | 17/03/2026 |
| 1232.08 | 978.930 | 54 | 32 | 4.70 | 649 | 2.30 | 556,774,396 | 3.84 | 315,169,431 | 24/03/2026 |
| 1220.02 | 948.420 | 54 | 36 | 6.96 | 961 | 4.34 | 1,051,045,094 | 5.98 | 490,430,002 | 25/03/2026 |
| 1216.31 | 937.900 | 54 | 32 | 6.32 | 873 | 2.41 | 582,445,969 | 6.99 | 573,621,558 | 29/03/2026 |
| 1221.64 | 945.080 | 54 | 34 | 6.03 | 832 | 4.75 | 1,150,244,536 | 6.38 | 523,249,394 | 30/03/2026 |
| 1230.97 | 964.570 | 54 | 35 | 5.42 | 749 | 3.46 | 838,521,564 | 4.99 | 409,120,288 | 31/03/2026 |
| 1,230.970 | 964.570 | 54 | 51 | 100 | 13807 | 100 | 24,205,457,662 | 100 | 8,201,610,096 | المجموع الحالي Total This Month |
| 1222.45 | 963.440 | 54 | 51 | 100 | 12569 | 100 | 14,628,107,742 | 100 | 9,089,682,292 | المجموع السابق Total Last Month |
| 0.70 | 0.12 | 0.00 | 0.00 | — | 9.85 | — | 65.47 | — | -9.77 | التغيير (%) Change(%) |

جدول رقم (18) مؤشرات تداول الاسهم المشتراة لغير العراقيين في المنصة النظامية لشهر آذار 2026

Table No. (18) Trading Indices for Non-Iraqi (Purchase) of March 2026

| الشركات المتداولة Tarded Co. | الاهمية النسبية % Change % | الصفقات No. of Trades | الاهمية النسبية % Change % | القيمة المتداولة Traded Value | الاهمية النسبية % Change % | عدد الاسهم المتداولة Traded Volume | الجلسات Sessions |
|---------------------------------|----------------------------------|-----------------------------|----------------------------------|----------------------------------|----------------------------------|---------------------------------------|---------------------------------------|
| 4 | 33.96 | 18 | 68.18 | 94,519,870 | 21.30 | 25,975,262 | 01/03/2026 |
| 0 | 0.00 | 0 | 0.00 | 0 | 0.00 | 0 | 02/03/2026 |
| 0 | 0.00 | 0 | 0.00 | 0 | 0.00 | 0 | 03/03/2026 |
| 4 | 16.98 | 9 | 3.28 | 4,543,805 | 11.96 | 14,582,588 | 04/03/2026 |
| 0 | 0.00 | 0 | 0.00 | 0 | 0.00 | 0 | 05/03/2026 |
| 3 | 9.43 | 5 | 1.23 | 1,709,403 | 1.41 | 1,721,240 | 08/03/2026 |
| 1 | 18.87 | 10 | 6.27 | 8,693,686 | 21.60 | 26,344,502 | 09/03/2026 |
| 0 | 0.00 | 0 | 0.00 | 0 | 0.00 | 0 | 10/03/2026 |
| 0 | 0.00 | 0 | 0.00 | 0 | 0.00 | 0 | 11/03/2026 |
| 2 | 5.66 | 3 | 11.94 | 16,555,701 | 41.00 | 50,012,109 | 12/03/2026 |
| 0 | 0.00 | 0 | 0.00 | 0 | 0.00 | 0 | 15/03/2026 |
| 0 | 0.00 | 0 | 0.00 | 0 | 0.00 | 0 | 17/03/2026 |
| 0 | 0.00 | 0 | 0.00 | 0 | 0.00 | 0 | 24/03/2026 |
| 1 | 1.89 | 1 | 3.50 | 4,850,000 | 0.82 | 1,000,000 | 25/03/2026 |
| 2 | 5.66 | 3 | 5.19 | 7,195,405 | 1.59 | 1,935,751 | 29/03/2026 |
| 0 | 0.00 | 0 | 0.00 | 0 | 0.00 | 0 | 30/03/2026 |
| 3 | 7.55 | 4 | 0.41 | 569,000 | 0.33 | 400,000 | 31/03/2026 |
| 10 | 100 | 53 | 100 | 138,636,870 | 100 | 121,971,452 | المجموع الحالي Total This Month |
| 10 | 100 | 141 | 100 | 279,949,792 | 100 | 251,441,549 | المجموع السابق Total Last Month |
| 0.00 | — | -62.41 | — | -50.48 | — | -51.49 | التغير (%) Change(%) |

جدول رقم (19) مؤشرات تداول الاسهم المباعة لغير العراقيين في المنصة النظامية لشهر آذار 2026

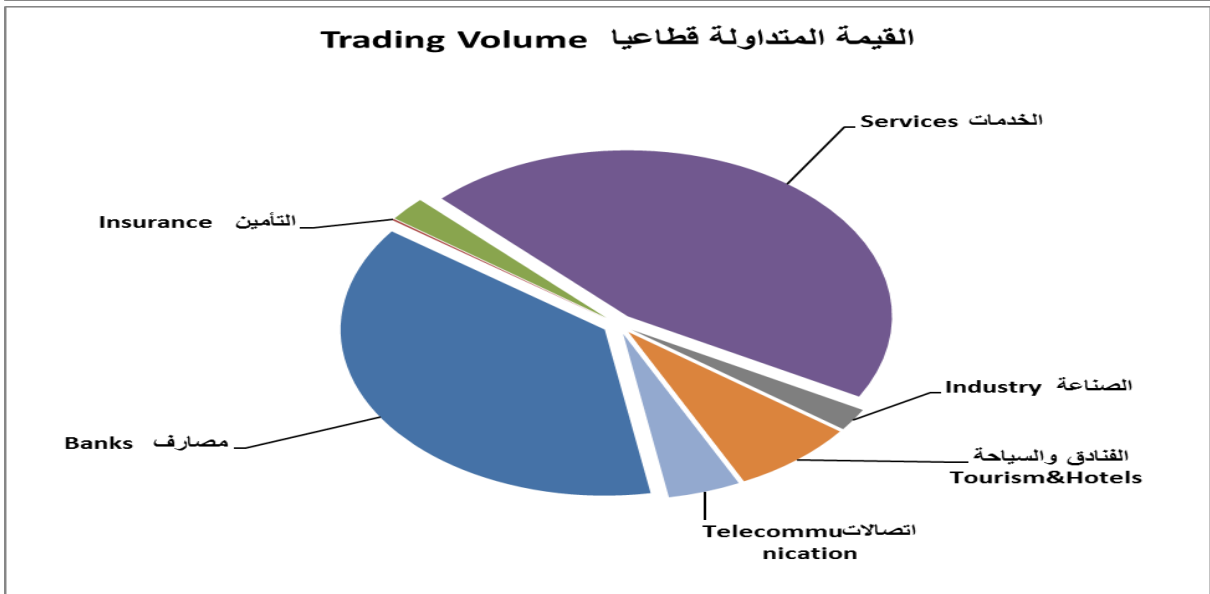
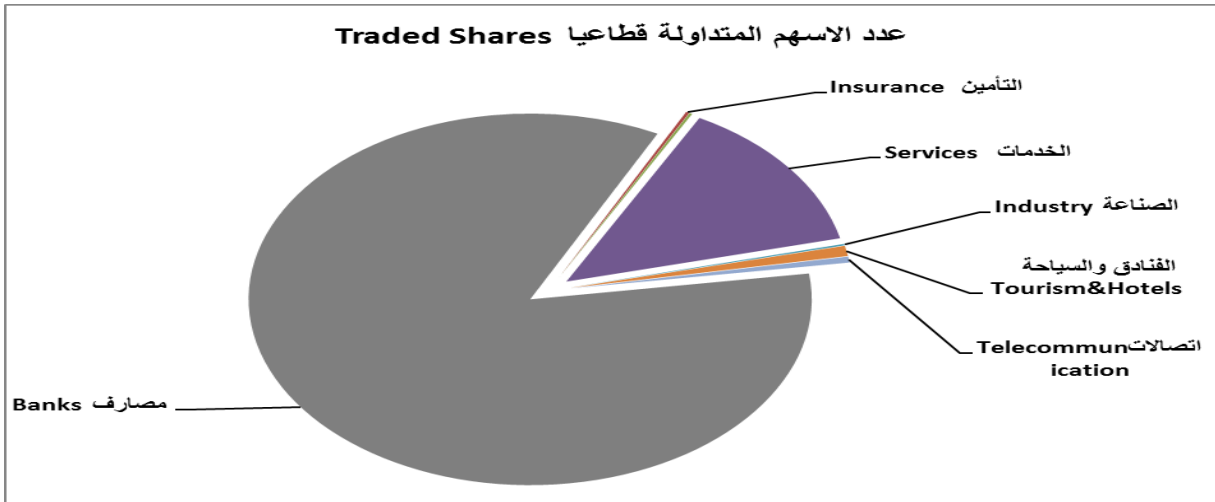
Table No. (19) Trading Indices of Non-Iraqi (Sales) March of 2026

| الشركات المتداولة Traded Co. | الاهمية النسبية % Change % | الصفقات No. of Trades | الاهمية النسبية % Change % | القيمة المتداولة Traded Value | الاهمية النسبية % Change % | عدد الاسهم المتداولة Traded Volume | الجلسات Sessions |
|---------------------------------|-------------------------------|--------------------------|-------------------------------|----------------------------------|-------------------------------|---------------------------------------|------------------------------------|
| 1 | 5.36 | 23 | 4.11 | 29,305,580 | 1.96 | 1,993,917 | 01/03/2026 |
| 1 | 12.12 | 52 | 7.13 | 50,838,630 | 3.45 | 3,500,000 | 02/03/2026 |
| 1 | 4.20 | 18 | 11.79 | 84,008,725 | 5.91 | 6,000,000 | 03/03/2026 |
| 2 | 8.39 | 36 | 11.60 | 82,661,191 | 6.97 | 7,073,112 | 04/03/2026 |
| 2 | 11.42 | 49 | 14.68 | 104,624,143 | 15.97 | 16,217,413 | 05/03/2026 |
| 3 | 3.50 | 15 | 7.21 | 51,374,416 | 16.67 | 16,922,707 | 08/03/2026 |
| 1 | 0.93 | 4 | 0.93 | 6,598,850 | 2.12 | 2,149,951 | 09/03/2026 |
| 2 | 14.69 | 63 | 17.81 | 126,928,332 | 16.25 | 16,500,000 | 10/03/2026 |
| 3 | 11.42 | 49 | 9.70 | 69,167,220 | 14.41 | 14,630,000 | 11/03/2026 |
| 2 | 4.20 | 18 | 4.42 | 31,530,586 | 2.97 | 3,017,491 | 12/03/2026 |
| 2 | 6.76 | 29 | 4.55 | 32,438,891 | 2.80 | 2,845,000 | 15/03/2026 |
| 2 | 1.63 | 7 | 0.54 | 3,850,192 | 4.53 | 4,599,436 | 17/03/2026 |
| 0 | 0.00 | 0 | 0.00 | 0 | 0.00 | 0 | 24/03/2026 |
| 4 | 1.86 | 8 | 0.06 | 445,316 | 1.71 | 1,739,201 | 25/03/2026 |
| 0 | 0.00 | 0 | 0.00 | 0 | 0.00 | 0 | 29/03/2026 |
| 1 | 2.56 | 11 | 0.65 | 4,653,379 | 0.95 | 969,454 | 30/03/2026 |
| 2 | 10.96 | 47 | 4.81 | 34,292,208 | 3.31 | 3,365,322 | 31/03/2026 |
| 7 | 100 | 429 | 100 | 712,717,659 | 100 | 101,523,004 | المجموع الحالي Total This Month |
| 7 | 100 | 742 | 100 | 3,877,252,713 | 100 | 1,786,800,857 | المجموع السابق Total Last Month |
| 0 | — | -42 | — | -82 | — | -94 | التغيير (%) Change(%) |

جدول رقم (20) مؤشرات التداول قطاعيا في المنصة النظامية لشهر آذار 2026

Table No. (20) Trading Indices by Sectors of March 2026

| الشركات المتداولة Traded Co | الاهمية النسبية Change% (%) | .No الصفقات of Trades | الاهمية النسبية Change% (%) | القيمة المتداولة Traded Value | الاهمية النسبية (%) Change% | عدد الاسهم المتداولة Traded Volume | القطاع SECTOR |
|--------------------------------|--------------------------------|--------------------------|--------------------------------|----------------------------------|-----------------------------------|---------------------------------------|------------------------------------|
| 17 | 52.48 | 7246 | 40.50 | 9,802,718,969 | 87.48 | 7,175,019,658 | المصارف Banks |
| 2 | 16.93 | 2338 | 9.61 | 2,326,075,074 | 1.99 | 163,284,230 | الاتصالات Telecommunication |
| 3 | 1.36 | 188 | 0.21 | 51,396,101 | 0.74 | 60,479,769 | التأمين Insurance |
| 6 | 8.54 | 1179 | 2.48 | 600,387,498 | 0.67 | 54,933,938 | الخدمات Services |
| 10 | 16.12 | 2226 | 7.42 | 1,795,812,862 | 6.51 | 533,816,439 | الصناعة Industry |
| 7 | 2.15 | 297 | 39.64 | 9,594,341,968 | 2.42 | 198,122,003 | الفنادق والسياحة Tourism&Hotels |
| 6 | 2.41 | 333 | 0.14 | 34,725,189 | 0.19 | 15,954,059 | الزراعة Agriculture |
| 51 | 100 | 13,807 | 100 | 24,205,457,662 | 100 | 8,201,610,096 | TOTAL المجموع |



جدول رقم (21) مؤشرات التداول القطاعية المشتراة لغير العراقيين في المنصة النظامية لشهر آذار 2026

Table No. (21) Trading Indices by Sectors of Non-Iraqi (Purchase) March 2026

| الشركات المتداولة Traded Co | الاهمية النسبية (%) Change % | الصفقات Trades No. of | الاهمية النسبية (%) Change % | القيمة المتداولة Traded Value | الاهمية النسبية (%) Change % | عدد الاسهم المتداولة Traded Volume | القطاع SECTOR |
|-----------------------------|------------------------------|-----------------------|------------------------------|-------------------------------|------------------------------|------------------------------------|---------------------|
| 7 | 96.23 | 51 | 99.21 | 137,542,571 | 99.80 | 121,733,561 | المصارف Banks |
| 1 | 3.77 | 2 | 0.79 | 1,094,299 | 0.20 | 237,891 | الزراعة Agriculture |
| 8 | 100 | 53 | 100 | 138,636,870 | 100 | 121,971,452 | TOTAL المجموع |

جدول رقم (22) مؤشرات التداول القطاعية المباعة من غير العراقيين في المنصة النظامية آذار 2026

Table No.(22) Trading indices by Sectors of non-Iraqi Sales March 2026

| الشركات المتداولة Co.Traded | الاهمية النسبية (%) Change % | الصفقات Trans No. of | الاهمية النسبية (%) Change % | القيمة المتداولة Traded Value | الاهمية النسبية (%) Change % | عدد الاسهم المتداولة Traded Volume | القطاع SECTOR |
|-----------------------------|------------------------------|----------------------|------------------------------|-------------------------------|------------------------------|------------------------------------|-----------------------------|
| 7 | 27.04 | 116 | 21.26 | 151,548,485 | 51.73 | 52,521,561 | المصارف Banks |
| 1 | 59.91 | 257 | 65.53 | 467,020,875 | 31.70 | 32,184,776 | الاتصالات Telecommunication |
| 1 | 0.23 | 1 | 0.03 | 206,000 | 0.05 | 50,000 | الخدمات Services |
| 1 | 12.82 | 55 | 13.18 | 93,942,299 | 16.52 | 16,766,667 | الصناعة Industry |
| 10 | 100 | 429 | 100 | 712,717,660 | 100 | 101,523,004 | TOTAL المجموع |

نشرة تداول الاسهم في المنصة الثانية لشهر اذار 2026
Second Platform Trading Bulletin of March 2026

| Company Names | عدد ايام التداول Trading days | القيمة المتداولة Traded Value | عدد الاسهم المتداولة Traded Volume | الصفقات No.of Trades | التغير % %Change | معدل السعر السابق Previous Average Price | معدل السعر الحالي Average Price | سعر الاغلاق Closing Price | ادنى سعر Low Price | اعلى سعر High Price | سعر الافتتاح Opening Price | رمز الشركة Code | اسم الشركة |
|-------------------------------------|-------------------------------|-------------------------------|------------------------------------|----------------------|------------------|------------------------------------------|---------------------------------|---------------------------|--------------------|---------------------|----------------------------|-----------------|---------------------------------|
| Banks Sector | | | | | | | | | | | | | قطاع المصارف |
| Credit Bank Of Iraq | 15 | 12,301,013 | 20,277,150 | 64 | 0.00 | 0.600 | 0.600 | 0.600 | 0.590 | 0.620 | 0.600 | BROI | مصرف الائتمان العراقي |
| Trans Iraq Bank Investment | 4 | 83,299 | 268,708 | 6 | 0.00 | 0.310 | 0.310 | 0.310 | 0.310 | 0.310 | 0.310 | BTRI | مصرف عبر العراق للاستثمار |
| Al Attaa Islamic Bank | 7 | 80,000 | 800,000 | 11 | 0.00 | 0.100 | 0.100 | 0.100 | 0.100 | 0.100 | 0.100 | BLAD | مصرف العطاء الاسلامي |
| International Development Bank | 1 | 10,500 | 10,000 | 5 | 5.00 | 1.000 | 1.050 | 1.050 | 1.050 | 1.050 | 1.050 | BIDB | مصرف التنمية |
| Iraq Noor Islamic Bank | 3 | 28,330 | 113,319 | 5 | 0.00 | 0.250 | 0.250 | 0.250 | 0.250 | 0.250 | 0.250 | BINI | مصرف نور العراق |
| International Islamic Bank | 5 | 1,403,578 | 7,017,890 | 9 | 0.00 | 0.200 | 0.200 | 0.200 | 0.200 | 0.200 | 0.200 | BINT | المصرف الدولي الاسلامي |
| Region Trade Bank | 1 | 436,091,554 | 434,942,133 | 11 | 0.00 | 1.000 | 1.000 | 1.010 | 1.000 | 1.010 | 1.000 | BRTB | مصرف الاقليم التجاري |
| TOTAL | | 449,998,275 | 463,429,200 | 111 | | | | | | | | | مجموع قطاع المصارف |
| Insurance Sector | | | | | | | | | | | | | قطاع التأمين |
| Ahlia Insurance | 3 | 61,864 | 72,781 | 3 | 0.00 | 0.850 | 0.850 | 0.850 | 0.850 | 0.850 | 0.850 | NAHF | الاهلية للتأمين |
| Al-Hamraa for Insurance | 15 | 15,565,787 | 2,699,287 | 53 | 90.65 | 3.210 | 6.120 | 6.100 | 3.210 | 6.170 | 3.300 | NHAM | الحمراء للتأمين |
| TOTAL | | 15,627,651 | 2,772,068 | 56 | | | | | | | | | مجموع قطاع التأمين |
| Investment Sector | | | | | | | | | | | | | قطاع الاستثمار |
| Al-Ameen for Financial Investment | 1 | 2,400 | 2,000 | 1 | 0.00 | 1.200 | 1.200 | 1.200 | 1.200 | 1.200 | 1.200 | VAMF | الامين للاستثمار المالي |
| TOTAL | | 2,400 | 2,000 | 1 | | | | | | | | | مجموع قطاع الاستثمار |
| Service Sector | | | | | | | | | | | | | قطاع الخدمات |
| Al-Ameen Estate Investment | 16 | 34,444,085 | 18,798,840 | 273 | 6.25 | 1.760 | 1.870 | 1.870 | 1.590 | 1.960 | 1.730 | SAEI | الامين للاستثمارات العقارية |
| TOTAL | | 34,444,085 | 18,798,840 | 273 | | | | | | | | | مجموع قطاع الخدمات |
| Industry Sector | | | | | | | | | | | | | قطاع الصناعة |
| Baghdad for Packing Materials | 3 | 587,346 | 205,782 | 5 | -5.00 | 3.000 | 2.850 | 2.850 | 2.850 | 3.000 | 3.000 | IBPM | بغداد لمواد التغليف |
| Fallujah for Construction Materials | 17 | 55,180,175 | 19,670,983 | 208 | -2.82 | 2.840 | 2.760 | 2.750 | 2.700 | 3.000 | 2.800 | IFCM | الفلوجة لانتاج المواد الانشائية |
| House Household furniture | 6 | 41,376 | 42172 | 7 | -5.00 | 1.000 | 0.950 | 0.950 | 0.950 | 1.000 | 1.000 | IHFI | الوطنية لصناعات الاثاث المنزلي |
| TOTAL | | 55,808,897 | 19,918,937 | 220 | | | | | | | | | مجموع قطاع الصناعة |
| Tourism&Hotels Sector | | | | | | | | | | | | | قطاع الفنادق والسياحة |
| Ashour Hotel | 8 | 8,592,328 | 308,688 | 19 | 8.56 | 27.000 | 29.310 | 29.310 | 27.000 | 30.850 | 27.000 | HASH | فندق آشور |
| TOTAL | | 8,592,328 | 308,688 | 19 | | | | | | | | | مجموع قطاع الفنادق والسياحة |
| Grand TOTAL | 17 | 564,473,636 | 505,229,733 | 680 | | | | | | | | | المجموع الكلي |

* معدل السعر وهو معدل سعر السهم في اخر جلسة تداول للشركة

نشرة تداول الاسهم لغير العراقيين (المشتراة) في المنصة الثاني لشهر آذار 2026
Non-Iraqi (Purchase) Regular Platform Trading Bulletin of March 2026

| Company Names | القيمة المتداولة Traded Value | عدد الاسهم المتداولة Traded Volume | No.of الصفقات Trads | رمز الشركة Code | اسم الشركة |
|---------------------------|----------------------------------|---------------------------------------|------------------------|--------------------|-----------------------|
| Banks Sector | | | | | قطاع المصارف |
| Credit Bank Of Iraq | 1,506,850 | 2,500,000 | 6 | BROI | مصرف الأنتمان العراقي |
| International development | 4,200 | 4,000 | 2 | BIDB | مصرف التنمية |
| Total Bank sector | 1,511,050 | 2,504,000 | 8 | | مجموع قطاع المصارف |
| Grand Total | 1,511,050 | 2,504,000 | 8 | | المجموع الكلي |

نشرة تداول الاسهم من غير العراقيين (المباعة) في المنصة الثاني لشهر آذار 2026
Non-Iraqi (Sales) Regular Platform Trading Bulletin of March 2026

| Company Names | القيمة المتداولة Traded Value | عدد الاسهم المتداولة Traded Volume | No.of الصفقات Trads | رمز الشركة Code | اسم الشركة |
|-------------------------------|----------------------------------|---------------------------------------|------------------------|--------------------|--------------------|
| Insurance Sector | | | | | قطاع التأمين |
| Ahliya For Insurance | 21,250 | 25,000 | 1 | NAHF | الاهلية للتأمين |
| Al-Hamraa for Insurance | 1,083,604 | 275,079 | 13 | NHAM | الحمراء للتأمين |
| Total Insurance sector | 1,104,854 | 300,079 | 14 | | مجموع قطاع التأمين |
| Grand Total | 1,104,854 | 300,079 | 14 | | المجموع الكلي |

جدول رقم (23) المؤشرات حسب جلسات التداول في المنصة الثانية لشهر آذار 2026

Table No.(23) Trading Indices of March 2026

| الشركات المدرجة Listed Co. | الشركات المتداولة Traded Co. | الاهمية النسبية % Change % | الصفقات No. of Trades | الاهمية النسبية % Change % | القيمة المتداولة Traded Value | الاهمية النسبية % Change % | عدد الاسهم المتداولة Traded Volume | الجلسات Sessions |
|-------------------------------|---------------------------------|-------------------------------|--------------------------|-------------------------------|----------------------------------|-------------------------------|---------------------------------------|------------------------------------|
| 33 | 4 | 3.82 | 26 | 1.15 | 6,486,057 | 0.74 | 3,734,172 | 01/03/2026 |
| 33 | 5 | 1.91 | 13 | 0.13 | 722,010 | 0.06 | 317,162 | 02/03/2026 |
| 33 | 2 | 4.12 | 28 | 1.26 | 7,125,400 | 0.63 | 3,195,000 | 03/03/2026 |
| 33 | 5 | 2.21 | 15 | 0.45 | 2,518,070 | 0.28 | 1,424,979 | 04/03/2026 |
| 33 | 6 | 6.76 | 46 | 0.60 | 3,364,324 | 0.81 | 4,067,351 | 05/03/2026 |
| 33 | 6 | 5.29 | 36 | 1.00 | 5,637,983 | 0.98 | 4,967,009 | 08/03/2026 |
| 33 | 6 | 3.24 | 22 | 77.39 | 436,822,865 | 86.31 | 436,061,242 | 09/03/2026 |
| 33 | 6 | 10.00 | 68 | 2.84 | 16,051,844 | 2.39 | 12,078,900 | 10/03/2026 |
| 33 | 7 | 10.88 | 74 | 2.81 | 15,863,142 | 1.59 | 8,015,509 | 11/03/2026 |
| 33 | 9 | 14.56 | 99 | 2.66 | 15,022,096 | 1.77 | 8,960,164 | 12/03/2026 |
| 33 | 10 | 5.00 | 34 | 0.74 | 4,186,493 | 0.33 | 1,687,181 | 15/03/2026 |
| 33 | 7 | 4.71 | 32 | 0.70 | 3,961,895 | 0.28 | 1,403,738 | 17/03/2026 |
| 33 | 7 | 3.24 | 22 | 0.65 | 3,646,803 | 0.73 | 3,698,075 | 24/03/2026 |
| 33 | 5 | 5.74 | 39 | 1.43 | 8,070,113 | 0.97 | 4,888,491 | 25/03/2026 |
| 33 | 8 | 5.15 | 35 | 1.21 | 6,805,464 | 0.47 | 2,366,138 | 29/03/2026 |
| 33 | 7 | 5.88 | 40 | 1.45 | 8,195,633 | 0.68 | 3,429,354 | 30/03/2026 |
| 33 | 7 | 7.50 | 51 | 3.54 | 19,993,444 | 0.98 | 4,935,268 | 31/03/2026 |
| 33 | 15 | 100 | 680 | 100 | 564,473,636 | 100 | 505,229,733 | المجموع الحالي Total This Month |
| 33 | 15 | 100 | 867 | 100 | 686,473,292 | 100 | 2,089,301,905 | المجموع السابق Total Last Month |
| - | 0.0 | - | -21.6 | - | -17.8 | - | -75.8 | التغير % Change% |

جدول رقم (24) مؤشرات تداول الاسهم المشتراة لغير العراقيين في المنصة الثاني لشهر آذار 2026
Table No. (24) Trading Indices for Non-Iraqi (Purchase) of March 2026

| الشركات المتداولة Co.Traded | الاهمية النسبية % Change % | الصفقات No.of Trans | الاهمية النسبية % Change % | القيمة المتداولة Traded Value | الاهمية النسبية % Change % | عدد الاسهم المتداولة Traded Volume | الجلسات Sessions |
|--------------------------------|----------------------------------|---------------------------|----------------------------------|----------------------------------|----------------------------------|---------------------------------------|------------------------------------|
| 1 | 25.00 | 2 | 0.28 | 4,200 | 0.16 | 4,000 | 02/03/2026 |
| 1 | 12.50 | 1 | 15.91 | 240,419 | 16.27 | 407,489 | 04/03/2026 |
| 1 | 12.50 | 1 | 0.00 | 10 | 0.00 | 17 | 05/03/2026 |
| 1 | 12.50 | 1 | 39.71 | 600,000 | 39.94 | 1,000,000 | 08/03/2026 |
| 1 | 37.50 | 3 | 44.10 | 666,421 | 43.63 | 1,092,494 | 09/03/2026 |
| 1 | 100 | 8 | 100 | 1,511,050 | 100 | 2,504,000 | Total المجموع الحالي This Month |

جدول رقم (25) مؤشرات التداول الاسهم من غير العراقيين المباعة في المنصة الثاني آذار 2026

Table No.(25) Trading indices of Non-Iraqi Sell March 2026

| الشركات المتداولة Co.Traded | الاهمية النسبية % Change % | الصفقات No.of Trans | الاهمية النسبية % Change % | القيمة المتداولة Traded Value | الاهمية النسبية % Change % | عدد الاسهم المتداولة Traded Volume | الجلسات Sessions |
|--------------------------------|----------------------------------|---------------------------|----------------------------------|----------------------------------|----------------------------------|---------------------------------------|------------------------------------|
| 1 | 28.57 | 4 | 21.83 | 241,206 | 24.69 | 74,088 | 01/03/2026 |
| 1 | 7.14 | 1 | 0.30 | 3,270 | 0.33 | 991 | 02/03/2026 |
| 1 | 21.43 | 3 | 4.67 | 51,568 | 4.97 | 14,904 | 05/03/2026 |
| 1 | 21.43 | 3 | 24.70 | 272,928 | 22.74 | 68,232 | 10/03/2026 |
| 1 | 14.29 | 2 | 46.58 | 514,632 | 38.94 | 116,864 | 12/03/2026 |
| 1 | 7.14 | 1 | 1.92 | 21,250 | 8.33 | 25,000 | 15/03/2026 |
| 1 | 100 | 14 | 100 | 1,104,854 | 100 | 300,079 | Total المجموع الحالي This Month |

نشرة تداول الاسهم المباعة من غير العراقيين في المنصة الثالثة لشهر اذار 2026

Non-Iraqi (Seles) of March 2026

| Company Names | Traded القيمة المتداولة Value | Traded عدد الاسهم المتداولة Volume | No.of الصفقات Trads | رمز الشركة Code | اسم الشركة |
|---------------------------------------|-------------------------------------|------------------------------------------|---------------------------|--------------------|--------------------------------|
| Industry Sector | | | | | قطاع الصناعة |
| Modern Constrction Materials Industry | 65,000 | 50,000 | 1 | IMCM | صناعة المواد الانشائية الحديثة |
| Total Industry sector | 65,000 | 50,000 | 1 | | مجموع قطاع الصناعة |
| Grand Total | 65,000 | 50,000 | 1 | | المجموع الكلي |

جدول رقم (26) مؤشرات تداول الاسهم للمنصة الثالثة لشهر اذار 2026

Table No.(26) Undisclosed Platform Trading Indices of March 2026

| الشركات المدرجة Listed Co. | الشركات المتداولة Traded Co. | الاهمية النسبية % Change % | الصفقات No. of Trades | الاهمية النسبية % Change % | القيمة المتداولة Traded Value | الاهمية النسبية % Change % | عدد الاسهم المتداولة Traded Volume | الجلسات Sessions |
|-------------------------------|---------------------------------|----------------------------------|-----------------------------|----------------------------------|----------------------------------|----------------------------------|---------------------------------------|--------------------------------------|
| 17 | 9 | 6.05 | 122 | 23.16 | 299,511,316 | 3.54 | 90,852,154 | 01/03/2026 |
| 17 | 10 | 5.55 | 112 | 4.62 | 59,722,075 | 1.68 | 43,026,667 | 02/03/2026 |
| 17 | 9 | 4.81 | 97 | 2.29 | 29,627,509 | 0.49 | 12,663,874 | 03/03/2026 |
| 16 | 10 | 8.08 | 163 | 7.29 | 94,252,128 | 11.13 | 285,506,831 | 04/03/2026 |
| 16 | 10 | 5.40 | 109 | 3.44 | 44,435,975 | 0.95 | 24,337,637 | 05/03/2026 |
| 16 | 8 | 4.36 | 88 | 3.84 | 49,714,725 | 1.02 | 26,248,283 | 08/03/2026 |
| 17 | 10 | 3.96 | 80 | 2.72 | 35,132,747 | 1.61 | 41,239,856 | 09/03/2026 |
| 17 | 10 | 7.63 | 154 | 5.51 | 71,329,753 | 9.45 | 242,464,250 | 10/03/2026 |
| 17 | 9 | 6.29 | 127 | 7.26 | 93,907,920 | 11.51 | 295,281,241 | 11/03/2026 |
| 17 | 9 | 6.54 | 132 | 4.81 | 62,218,705 | 5.29 | 135,686,919 | 12/03/2026 |
| 17 | 11 | 9.46 | 191 | 8.92 | 115,426,509 | 18.65 | 478,200,250 | 15/03/2026 |
| 17 | 9 | 5.75 | 116 | 3.22 | 41,608,738 | 5.29 | 135,571,107 | 17/03/2026 |
| 17 | 10 | 4.86 | 98 | 4.10 | 53,028,982 | 6.73 | 172,691,586 | 24/03/2026 |
| 17 | 10 | 5.45 | 110 | 6.38 | 82,551,442 | 14.37 | 368,584,006 | 25/03/2026 |
| 17 | 9 | 5.20 | 105 | 4.12 | 53,324,620 | 1.23 | 31,456,935 | 29/03/2026 |
| 17 | 9 | 3.87 | 78 | 3.00 | 38,823,608 | 1.77 | 45,367,022 | 30/03/2026 |
| 17 | 9 | 6.74 | 136 | 5.32 | 68,820,320 | 5.28 | 135,488,707 | 31/03/2026 |
| 17 | 11 | 100 | 2018 | 100 | 1,293,437,072 | 100 | 2,564,667,325 | لمجموع الحالي Total This Month |
| 17 | 11 | 100 | 2371 | 100 | 1,071,213,824 | 100 | 1,573,333,770 | مجموع السابق Total Last Month |
| 0.00 | 0.00 | — | -14.89 | — | 20.74 | — | 63.01 | التغيير (%) Change(%) |

جدول رقم (27) مؤشرات التداول الاسهم من غير العراقيين المباعه في المنصة الثالثة اذار 2026

Table No.(27) Trading indices of Non-Iraqi Sell March 2026

| الشركات المتداولة Tarded Co. | الاهمية النسبية % Change % | الصفقات No. of Trades | الاهمية النسبية % Change % | القيمة المتداولة Traded Value | الاهمية النسبية % Change % | عدد الاسهم المتداولة Traded Volume | الجلسات Sessions |
|---------------------------------|-------------------------------|--------------------------|-------------------------------|----------------------------------|-------------------------------|---------------------------------------|------------------------------------|
| 1 | 100.00 | 1 | 100.00 | 65,000 | 100.00 | 50,000 | 12/03/2026 |
| 1 | 100 | 1 | 100 | 65,000 | 100 | 50,000 | Total الحالي This Month |
| 2 | 100 | 3 | 100 | 2,088,101 | 100 | 570,622 | المجموع السابق Total Last Month |
| -50.00 | — | -66.67 | — | -96.89 | — | -91.24 | التغيير (%) Change(%) |

جدول رقم (28) عدد الأسهم المودعة في مركز الإيداع خلال شهر آذار 2026

| ت | اسم الشركة | راسمال الشركة | الاسهم المودعة | عدد المودعين (أفراد) | عدد المودعين (شركات) |
|--------------|--------------------------------------|-------------------|----------------|----------------------|----------------------|
| قطاع المصارف | | | | | |
| 1 | مصرف بغداد | 400,000,000,000 | 20,625,822 | 5 | - |
| 2 | مصرف اربيل للاستثمار | 265,000,000,000 | 31,195,000,000 | 2 | - |
| 3 | مصرف الطيف الاسلامي للاستثمار | 255,093,450,000 | 856,000,000 | 1 | - |
| 4 | مصرف الوركاء | 271,626,270,238 | 28,240,829 | 2 | - |
| | المجموع | 1,191,719,720,238 | 32,099,866,651 | 10 | - |
| قطاع الصناعي | | | | | |
| 5 | بغداد للمشروبات الغازية | 204,335,333,333 | 3,763,539 | 29 | - |
| 6 | الصناعات الالكترونية | 18,000,000,000 | 11,735,407 | 1 | - |
| 7 | فلوجة مواد انشائية | 4,680,000,000 | 63,536 | 1 | - |
| 8 | الشركة العراقية لانتاج وتسويق التمور | 17,250,000,000 | 71,900 | 2 | - |
| 9 | العراقية للسجاد والمفروشات | 500,000,000 | 710,580 | 1 | - |
| 10 | شركة كركوك لانتاج المواد الانشائية | 744,000,000 | 18,979 | 1 | - |
| 11 | الصناعات المعدنية والدراجات | 5,000,000,000 | 150,000 | 1 | - |
| 12 | الصناعات الكيماوية والبلاستيكية | 15,187,500,000 | 3,119,998 | 1 | - |
| 13 | الالبسة الجاهزة | 3,186,600,000 | 341,811 | 1 | - |
| 14 | الصناعات الخفيفة | 16,800,000,000 | 10,786 | 1 | - |
| | المجموع | 285,683,433,333 | 19,986,536 | 39 | - |
| | المجاميع الكلية | 1,477,403,153,571 | 32,119,853,187 | 49 | - |

جدول رقم (29) تصنيف عدد الحسابات في مركز الايداع لشهر آذار 2026

| ت | نوع المودع | العدد |
|---|-------------------|-------|
| 1 | طبيعي (عراقي) | 474 |
| 2 | طبيعي (غير عراقي) | 2 |
| 3 | معنوي (عراقي) | 2 |
| 4 | معنوي (غير عراقي) | - |
| | المجموع | 478 |

جدول رقم (30) اوامر الحجز والرهن خلال شهر آذار /2026

| ت | نوع العملية | عدد المعاملات | عدد الاسهم |
|---|--------------|---------------|----------------|
| 1 | الرهن والحجز | 39 | 34,996,501,981 |
| 2 | التجميد | - | - |
| 3 | المصادرة | 1 | 14,896 |
| 4 | رفع حجز | 10 | 34,982,775,532 |

*علما ان هنالك العديد من المعاملات يتم تدقيقها على انظمة المركز ولا توجد عليها قيود في المركز.

جدول رقم (31) مؤشرات مكتب التنازل العائلي والأرثي لشهر آذار 2026

| عدد الاسهم | عدد المعاملات | نوع العملية |
|-------------|---------------|-----------------|
| 54,787,749 | 22 | الأرثية |
| 844,636,052 | 13 | التنازل العائلي |

جدول رقم (32) حظر المطلعين (مباشروغيرمباشر) لشهر آذار/2026

| عدد الحسابات المرفوع عنها الحظر | عدد الحسابات المحظورة | فترة الحظر |
|---------------------------------|-----------------------|--------------|
| 38 | 5152 | شهر آذار |
| 1184 | 5152 | الفصل الرابع |

* علماً أن عمليات تحديث قاعدة البيانات (إضافة، حذف، محاضر) مستمرة وبشكل يومي.

جدول رقم (33) ايداع شهادات جديدة لشهر آذار 2026 في مركز الايداع

| عدد الاسهم | عدد الحركات | نوع العملية |
|----------------|-------------|-------------|
| 32,073,690,038 | 45 | ايداع شهادة |

جدول رقم (34) ايداع شهادات جديدة - OTC لشهر آذار 2026 في مركز الايداع

| عدد الاسهم | عدد الحركات | نوع العملية |
|------------|-------------|-------------------|
| 28,259,808 | 3 | ايداع شهادة - OTC |

جدول رقم (35) نقل ملكية الاسهم من الوسيط الى المركز لشهر اذار 2026

| عدد الاسهم | عدد الحركات | نوع العملية |
|-------------|-------------|-----------------------------|
| 900,280,211 | 32 | من حساب الوسيط الى حساب REG |

جدول رقم (36) عدد الاسهم التي أطلقت من حساب مركز الايداع الى حساب شركات الوساطة لشهر اذار 2026

| عدد الاسهم | عدد الحركات | نوع العملية |
|----------------|-------------|-----------------------------------------------|
| 31,405,302,201 | 223 | تفعيل أسهم من حساب المركز REG الى حساب الوسيط |

جدول رقم (37) عدد المستثمرين (NIN) في مركز الايداع لغاية 2026/3/31

| ت | النوع | العراقيين | غير العراقيين |
|---|------------------------------------|-----------|---------------|
| 1 | شركة مساهمة (خاصة، مختلطة)، محدودة | 468 | 97 |
| 2 | جهات حكومية / نقابات | 28 | - |
| 3 | شخص طبيعي | 57,623 | 1,568 |
| 4 | صندوق استثمار | - | 35 |
| | المجموع | 58,119 | 1,700 |

جدول رقم (38) السندات المدرجة والمودعة في مركز الايداع لغاية 2026/03/31 حسب الاصدارية وحجم الاصدارية

| حجم الاصدارية | عدد السندات المودعة | فئة بالدينار العراقي | سنة الاصدار | نوع السند |
|--------------------|---------------------|----------------------|-------------|----------------------|
| 1,000,000,000,000 | 560 | 500,000 | 12/10/2021 | سندات بناء/ الاولى |
| | 280 | 1,000,000 | 12/10/2021 | سندات بناء/ الاولى |
| 2,000,000,000,000 | - | 500,000 | 19/12/2021 | سندات بناء/ الثانية |
| | 25,270 | 1,000,000 | 19/12/2021 | سندات بناء/ الثانية |
| 1,500,000,000,000 | - | 500,000 | 10/10/2023 | سندات اعمار/ الاولى |
| | 155 | 1,000,000 | 10/10/2023 | سندات اعمار/ الاولى |
| 1,500,000,000,000 | - | 500,000 | 11/28/2023 | سندات اعمار/ الثانية |
| | - | 1,000,000 | 11/28/2023 | سندات اعمار/ الثانية |
| 2,000,000,000,000 | - | 500,000 | 31/12/2025 | سندات اعمار/ الثالثة |
| | - | 1,000,000 | 31/12/2025 | سندات اعمار/ الثالثة |
| 1,500,000,000,000 | - | 500,000 | 15/4/2024 | سندات انجاز/ الاولى |
| | 140 | 1,000,000 | 15/4/2024 | سندات انجاز/ الاولى |
| 2,169,839,000,000 | 200 | 500,000 | 22/7/2024 | سندات انجاز/ الثانية |
| | 138 | 1,000,000 | 22/7/2024 | سندات انجاز/ الثانية |
| 1,300,000,000,000 | 70 | 500,000 | 14/10/2024 | سندات انجاز/ الثالثة |
| | 275 | 1,000,000 | 14/10/2024 | سندات انجاز/ الثالثة |
| 208,058,000,000 | - | 500,000 | 10/2/2025 | سندات وطنية/ الاولى |
| | 15 | 1,000,000 | 10/2/2025 | سندات وطنية/ الاولى |
| 2,529,000,000,000 | - | 500,000 | 20/3/2025 | سندات وطنية/ الثانية |
| | - | 1,000,000 | 20/3/2025 | سندات وطنية/ الثانية |
| 2,262,665,500,000 | - | 500,000 | 20/4/2025 | سندات وطنية/ الثالثة |
| | 50 | 1,000,000 | 20/4/2025 | سندات وطنية/ الثالثة |
| 15,706,897,000,000 | 27,153 | | | المجموع |

جدول رقم (39) ملكية الاسهم المودعة للمساهمين العراقيين وغير العراقيين لغاية 2026/03/31

| ت | اسم الشركة | راس المال | نسبة ايداع (%) | ملكية المساهمين المودعين | | قطاع المصارف |
|----|-----------------------------------|-----------------|----------------|--------------------------|-----------------|--------------|
| | | | | عراقيين | غير عراقيين | |
| 1 | مصرف العربية الاسلامي | 250,000,000,000 | 99.98 | 249,954,992,000 | 0 | 0 |
| 2 | مصرف اميبا العراق الاسلامي | 250,000,000,000 | 89.97 | 224,934,750,000 | 22,482,250,000 | 31 |
| 3 | مصرف امين العراق للاستثمار | 250,000,000,000 | 100.00 | 250,000,000,000 | 0 | 39 |
| 4 | المشرق العربي الاسلامي للاستثمار | 293,500,000,000 | 42.35 | 124,305,115,799 | 0 | 132 |
| 5 | مصرف الاتصالي الاسلامي | 250,000,000,000 | 100.00 | 249,994,601,000 | 0 | 36 |
| 6 | مصرف اشور | 250,000,000,000 | 81.15 | 202,161,577,247 | 706,904,564 | 27 |
| 7 | مصرف بابل | 250,000,000,000 | 99.08 | 247,704,205,267 | 375,869,430 | 979 |
| 8 | مصرف بغداد | 400,000,000,000 | 98.69 | 394,769,042,367 | 247,328,335,837 | 1,063 |
| 9 | جبهان للاستثمار والتحويل الاسلامي | 400,000,000,000 | 37.81 | 151,221,756,427 | 296,942,909,347 | 4,410 |
| 10 | المصرف التجاري العراقي الاسلامي | 327,600,000,000 | 98.36 | 322,229,351,757 | 54,949 | 108 |
| 11 | مصرف الاقتصاد | 260,900,000,000 | 99.96 | 260,793,093,580 | 134,602,157 | 2,214 |
| 12 | مصرف ايلاف | 250,000,000,000 | 96.49 | 241,227,219,342 | 690,207,387 | 354 |
| 13 | مصرف اربيل للاستثمار | 265,000,000,000 | 58.91 | 156,117,000,000 | 0 | 33 |
| 14 | مصرف الخليج التجاري | 300,000,000,000 | 93.16 | 279,483,797,013 | 8,399,632,079 | 1,584 |
| 15 | مصرف حمورابي التجاري | 201,000,000,000 | 100.00 | 201,000,000,000 | 0 | 79 |
| 16 | مصرف الاستثمار | 288,000,000,000 | 96.50 | 277,926,794,185 | 438,806,944 | 2,663 |
| 17 | مصرف التنمية الدولي | 400,000,000,000 | 76.48 | 305,920,000,000 | 12,000 | 30 |
| 18 | المصرف العراقي الاسلامي | 400,000,000,000 | 98.97 | 395,885,671,393 | 47,347,214,160 | 1,194 |
| 19 | مصرف الشرق الاوسط | 250,000,000,000 | 97.64 | 244,106,929,353 | 10,364,877,984 | 5,555 |
| 20 | نور العراق الاسلامي للاستثمار | 250,000,000,000 | 99.97 | 249,926,750,000 | 0 | 132 |
| 21 | مصرف الجنوب الاسلامي | 260,846,000,000 | 90.03 | 234,845,998,000 | 3,500,000 | 175 |
| 22 | مصرف الجوف الاسلامي | 510,000,000,000 | 97.50 | 497,241,692,000 | 1,500,000 | 118 |
| 23 | مصرف كوردستان | 400,000,000,000 | 98.30 | 393,215,364,180 | 14,826,241,676 | 457 |
| 24 | مصرف العطاء الاسلامي | 250,000,000,000 | 47.18 | 117,944,704,265 | 17,502,024 | 168 |
| 25 | مصرف المال الاسلامي | 250,000,000,000 | 87.94 | 219,858,077,050 | 0 | 18 |
| 26 | مصرف الموصل | 252,500,000,000 | 97.12 | 245,220,255,221 | 719,945,297 | 1,221 |
| 27 | مصرف المنصور | 445,000,000,000 | 89.33 | 397,521,329,670 | 263,044,977,763 | 2,108 |
| 28 | المستثمار الاسلامي للاستثمار | 250,000,000,000 | 100.00 | 250,000,000,000 | 0 | 45 |
| 29 | المصرف الوطني الاسلامي | 400,000,000,000 | 86.48 | 345,935,799,754 | 4,615,704 | 114 |
| 30 | المصرف الاهلي العراقي | 520,000,000,000 | 98.97 | 514,629,596,694 | 412,080,182,961 | 2,227 |
| 31 | مصرف الشمال | 300,000,000,000 | 97.69 | 293,078,885,359 | 45,669,594,079 | 906 |
| 32 | مصرف القطين الاسلامي | 250,000,000,000 | 100.00 | 250,000,000,000 | 0 | 33 |
| 33 | مصرف القرطبي الاسلامي | 250,000,000,000 | 5.40 | 13,502,000,000 | 0 | 15 |
| 34 | مصرف الرجح الاسلامي | 250,000,000,000 | 99.99 | 249,981,934,000 | 0 | 14 |
| 35 | مصرف الزمان | 346,870,000,000 | 99.95 | 346,709,092,257 | 321,136,577,777 | 856 |
| 36 | مصرف الاقليم التجاري | 400,000,000,000 | 99.99 | 399,947,520,000 | 0 | 28 |
| 37 | مصرف السنام الاسلامي | 300,000,000,000 | 16.68 | 50,028,000,000 | 0 | 19 |
| 38 | مصرف سومر | 250,000,000,000 | 96.07 | 240,176,222,669 | 25,887,260,872 | 494 |
| 39 | مصرف الطيف الاسلامي للاستثمار | 255,093,450,000 | 99.68 | 254,278,900,580 | 653,537,612 | 459 |
| 40 | مصرف عين العراق للاستثمار | 264,000,000,000 | 97.52 | 257,443,583,505 | 1,531,317,000 | 111 |
| 41 | مصرف الثقة الدولي الاسلامي | 250,000,000,000 | 100.00 | 249,995,900,000 | 250,000 | 89 |
| 42 | المصرف المتحد للاستثمار | 300,000,000,000 | 99.12 | 297,356,341,683 | 18,567,658,381 | 1,725 |

جدول رقم (39) ملكية الاسهم المودعة للمساهمين العراقيين وغير العراقيين لغاية 2026/03/31

| غير عراقيين | عدد المساهمين المودعين | ملكية المساهمين المودعين | | نسبة اليداع (%) | راس المال المودع | راس المال | اسم الشركة | ت | |
|----------------|------------------------------|--------------------------|-------------------|--------------------|------------------|--------------------|--------------------|----|-------------------------------------|
| | | غير عراقيين | عراقيين | | | | | | |
| 88 | 266 | 354 | 85,852,795 | 249,408,327,023 | 99.01 | 249,494,179,818 | 252,000,000,000 | 43 | مصرف الاتحاد العراقي |
| 11 | 428 | 439 | 883,572,882 | 125,899,253,344 | 46.68 | 126,782,826,226 | 271,626,270,238 | 44 | مصرف الزركاء |
| 0 | 25 | 25 | 0 | 212,249,330,004 | 84.90 | 212,249,330,004 | 250,000,000,000 | 45 | البنك الاسلامي للاستثمار والتمويل |
| 4 | 80 | 84 | 50,310,000 | 249,948,856,668 | 100.00 | 249,999,166,668 | 250,000,000,000 | 46 | مصرف زين العراق الاسلامي |
| 3,894 | 29,627 | 33,521 | 1,774,178,808,224 | 10,213,627,692,673 | 87.10 | 11,987,806,500,897 | 13,763,935,720,238 | | المجموع |
| قطاع الزراعة | | | | | | | | | |
| 12 | 320 | 332 | 52,145,269 | 407,798,247 | 79.99 | 459,943,516 | 575,000,000 | 47 | الشركة الاهلية للانتاج الزراعي |
| 0 | 223 | 223 | 0 | 969,661,588 | 76.96 | 969,661,588 | 1,260,000,000 | 48 | بابل للانتاج الحيواني والنباتي |
| 19 | 1,846 | 1,865 | 3,671,645 | 2,399,215,343 | 48.06 | 2,402,886,988 | 5,000,000,000 | 49 | العراقية للانتاج وتسويق النعم |
| 4 | 374 | 378 | 700,000 | 215,836,856 | 60.15 | 216,536,856 | 360,000,000 | 50 | العراقية للمنتجات الزراعية |
| 51 | 2,721 | 2,772 | 66,751,687 | 14,776,185,448 | 74.21 | 14,842,937,135 | 20,000,000,000 | 51 | العراقية للانتاج البشري |
| 26 | 412 | 438 | 19,525,191 | 20,375,445,711 | 99.46 | 20,394,970,902 | 20,506,500,000 | 52 | الحديقة للانتاج الحيواني |
| 5 | 1,061 | 1,066 | 408,100 | 168,198,061 | 56.20 | 168,606,161 | 300,000,000 | 53 | اسماك الشرق الاوسط |
| 0 | 2 | 2 | 0 | 29,899,400,000 | 99.66 | 29,899,400,000 | 30,000,000,000 | 54 | الرياس للواجن والاعلاف |
| 117 | 6,959 | 7,076 | 143,201,892 | 69,211,741,254 | 88.91 | 69,354,943,146 | 78,001,500,000 | | المجموع |
| قطاع الفنادق | | | | | | | | | |
| 15 | 340 | 355 | 775,900 | 346,821,523 | 92.36 | 347,597,423 | 376,368,526 | 55 | فندق الشور |
| 59 | 577 | 636 | 8,224,017 | 3,835,535,476 | 96.09 | 3,843,759,493 | 4,000,000,000 | 56 | فندق بغداد |
| 26 | 505 | 531 | 264,798,637 | 1,703,508,696 | 98.42 | 1,968,307,333 | 2,000,000,000 | 57 | فندق بابل |
| 24 | 605 | 629 | 16,681,212 | 6,686,602,350 | 95.76 | 6,703,283,562 | 7,000,000,000 | 58 | فندق عشتار |
| 32 | 387 | 419 | 4,781,680 | 2,871,006,688 | 98.38 | 2,875,788,368 | 2,923,200,000 | 59 | فندق المنصور |
| 10 | 555 | 565 | 2,348,853 | 5,783,301,000 | 92.52 | 5,785,649,853 | 6,253,175,025 | 60 | الوطنية للاستثمارات السياحية |
| 24 | 658 | 682 | 53,174,959 | 2,317,972,955 | 47.42 | 2,371,147,914 | 5,000,000,000 | 61 | فندق فلسطين |
| 18 | 339 | 357 | 1,110,888 | 1,691,634,652 | 97.59 | 1,692,745,540 | 1,734,600,000 | 62 | فندق السدير |
| 5 | 415 | 420 | 326,000 | 208,588,921 | 87.05 | 208,914,921 | 240,000,000 | 63 | المدنية السياحية في سد الموصل |
| 213 | 4,381 | 4,594 | 352,222,146 | 25,444,972,261 | 87.37 | 25,797,194,407 | 29,527,343,551 | | المجموع |
| قطاع الصناعي | | | | | | | | | |
| 6 | 202 | 208 | 1,086,450 | 1,005,193,975 | 93.17 | 1,006,280,425 | 1,080,000,000 | 64 | بغداد لصناعة مواد التنظيف |
| 484 | 7,615 | 8,099 | 103,204,820,903 | 88,766,429,038 | 93.95 | 191,971,249,941 | 204,335,333,333 | 65 | بغداد للمشروبات الغازية |
| 56 | 2,136 | 2,192 | 175,070,742 | 8,613,351,837 | 48.82 | 8,788,422,579 | 18,000,000,000 | 66 | الصناعات الاكترونية |
| 55 | 974 | 1,029 | 47,795,239 | 4,389,875,594 | 94.82 | 4,437,670,833 | 4,680,000,000 | 67 | قوية مواد تشييبية |
| 18 | 641 | 659 | 9,046,065 | 2,792,452,627 | 84.38 | 2,801,498,692 | 3,320,000,000 | 68 | الوطنية لصناعة الاثاث المنزلي |
| 113 | 1,687 | 1,800 | 86,664,088 | 8,880,236,270 | 72.46 | 8,966,900,358 | 12,375,000,000 | 69 | هلل صناعية |
| 52 | 781 | 833 | 31,044,595 | 7,179,191,246 | 95.00 | 7,210,235,841 | 7,590,000,000 | 70 | صناعات الكاربون |
| 38 | 1,613 | 1,651 | 57,926,727 | 13,332,435,773 | 77.63 | 13,390,362,500 | 17,250,000,000 | 71 | الشركة العراقية لانتاج وتسويق النعم |
| 40 | 529 | 569 | 17,129,768 | 1,369,030,132 | 92.41 | 1,386,159,900 | 1,500,000,000 | 72 | الشركة العراقية للاصالح الهندسية |
| 9 | 1,036 | 1,045 | 807,012 | 305,914,638 | 61.34 | 306,721,650 | 500,000,000 | 73 | العراقية للسجاد والمفروشات |
| 0 | 29 | 29 | 0 | 203,928,169 | 27.41 | 203,928,169 | 744,000,000 | 74 | شركة كركوك لانتاج المواد الاشعابية |
| 19 | 484 | 503 | 7,494,562 | 1,626,700,785 | 81.71 | 1,634,195,347 | 2,000,000,000 | 75 | طريق الخازر لانتاج المواد الاشعابية |
| 59 | 769 | 828 | 101,457,254 | 4,504,447,038 | 72.76 | 4,605,904,292 | 6,330,000,000 | 76 | النفدي لانتاج الناقحات |
| 118 | 1,794 | 1,912 | 555,371,351 | 17,418,581,587 | 96.84 | 17,973,952,938 | 18,560,000,000 | 77 | المنصور للصناعات الدوائية |
| 0 | 46 | 46 | 0 | 179,508,943 | 99.73 | 179,508,943 | 180,000,000 | 78 | الصناعات الكيماوية المصرية |
| 53 | 377 | 430 | 76,777,531 | 4,122,579,895 | 78.18 | 4,199,357,426 | 5,371,116,022 | 79 | صناعة المواد الاشعابية الحديثة |
| 39 | 814 | 853 | 47,659,063 | 3,032,444,226 | 61.60 | 3,080,103,289 | 5,000,000,000 | 80 | الصناعات المعدنية والدرجات |

جدول رقم (39) ملكية الاسهم المودعة للمساهمين العراقيين و غير العراقيين لغاية 2026/03/31

| ت | اسم الشركة | راس المال | راس المال المودع | نسبة ايداع (%) | ملكية المساهمين المودعين | | غير عراقيين | عدد المساهمين المودعين | عراقيين | غير عراقيين |
|-----------------|--------------------------------------|--------------------|--------------------|----------------|--------------------------|-------------------|-------------|------------------------|---------|-------------|
| | | | | | عراقيين | غير عراقيين | | | | |
| 81 | الخطبة الحثيئة | 4,000,000,000 | 3,195,994,600 | 79.90 | 3,180,408,174 | 15,586,426 | 1,037 | 1,075 | 1,037 | 1,037 |
| 82 | الصناعات الكيماوية والبيلاستيكية | 15,187,500,000 | 11,265,377,744 | 74.18 | 11,002,015,911 | 263,361,833 | 146 | 2,013 | 1,867 | 1,867 |
| 83 | الابنسة الجاهزة | 3,186,600,000 | 2,426,186,852 | 76.14 | 2,423,883,756 | 2,303,096 | 13 | 666 | 653 | 653 |
| 84 | الصناعات الحثيئة | 16,800,000,000 | 10,826,217,431 | 64.44 | 10,666,105,953 | 160,111,478 | 109 | 2,254 | 2,145 | 2,145 |
| | المجموع | 347,989,549,355 | 299,856,229,750 | 86.17 | 194,994,715,567 | 104,861,514,183 | 1,465 | 27,229 | 26,994 | 27,229 |
| قطاع التأمين | | | | | | | | | | |
| 85 | الشركة الاهلية للتأمين | 9,000,000,000 | 8,609,740,614 | 95.66 | 8,583,410,681 | 26,329,933 | 21 | 277 | 277 | 277 |
| 86 | الامين للتأمين | 6,250,000,000 | 5,210,408,942 | 83.37 | 4,993,464,375 | 216,944,567 | 28 | 296 | 324 | 296 |
| 87 | شركة النابية للتأمين | 15,000,000,000 | 15,000,000,000 | 100.00 | 15,000,000,000 | 0 | 0 | 12 | 12 | 12 |
| 88 | ذئبي للتأمين | 15,000,000,000 | 14,247,300,000 | 94.98 | 14,247,300,000 | 0 | 0 | 29 | 29 | 29 |
| 89 | دار السلام للتأمين | 7,000,000,000 | 5,283,060,992 | 75.47 | 1,179,607,076 | 4,103,453,916 | 14 | 235 | 249 | 235 |
| 90 | شركة الولاك للتأمين | 15,000,000,000 | 0 | 0.00 | 0 | 0 | 0 | 0 | 0 | 0 |
| 91 | الخليج للتأمين و عيادة التأمين | 7,000,000,000 | 6,803,730,472 | 97.20 | 6,772,797,489 | 30,932,983 | 49 | 166 | 215 | 166 |
| 92 | الحصراء للتأمين | 25,000,000,000 | 24,348,256,600 | 97.39 | 24,347,733,266 | 523,334 | 2 | 115 | 117 | 115 |
| 93 | شركة كوردساتك الدولي للتأمين | 5,000,000,000 | 4,250,000,000 | 85.00 | 4,250,000,000 | 0 | 0 | 9 | 9 | 9 |
| 94 | شط العرب للتأمين | 20,000,000,000 | 20,000,000,000 | 100.00 | 20,000,000,000 | 0 | 0 | 33 | 33 | 33 |
| | المجموع | 124,250,000,000 | 103,752,497,620 | 83.50 | 99,374,312,887 | 4,378,184,733 | 114 | 1,172 | 1,286 | 1,172 |
| قطاع الحكومي | | | | | | | | | | |
| 95 | رحاب كربلاء للاستثمار والمقاولات | 7,950,000,000 | 7,739,507,177 | 97.35 | 7,720,201,366 | 19,305,811 | 67 | 747 | 814 | 747 |
| 96 | الامين للاستثمارات العقارية | 13,000,000,000 | 12,882,719,014 | 99.10 | 6,567,013,378 | 6,315,705,636 | 24 | 266 | 290 | 266 |
| 97 | الجابية لتفكيك العماد | 2,200,000,000 | 1,481,542,006 | 67.34 | 1,465,645,658 | 15,896,348 | 53 | 2,150 | 2,203 | 2,150 |
| 98 | بغداد العراق لتفكيك العماد | 3,000,000,000 | 1,688,148,686 | 56.27 | 1,686,922,099 | 1,226,587 | 11 | 702 | 713 | 702 |
| 99 | ايداع المشرق الاوسط للمقاولات العامة | 3,000,000,000 | 2,899,700,000 | 96.66 | 2,899,700,000 | 0 | 0 | 9 | 9 | 9 |
| 100 | ايداع المنتجات النفطية والبضائع | 3,900,000,000 | 1,964,592,737 | 50.37 | 1,963,205,334 | 1,387,403 | 8 | 2,517 | 2,525 | 2,517 |
| 101 | المراقبة لتفكيك البري | 14,000,000,000 | 13,446,997,245 | 96.05 | 13,384,877,544 | 62,119,701 | 81 | 1,590 | 1,671 | 1,590 |
| 102 | العاب الرشح | 1,500,000,000 | 1,527,731,325 | 101.85 | 1,524,462,977 | 3,268,348 | 8 | 552 | 560 | 552 |
| 103 | الموصل مدن العاب | 1,650,000,000 | 435,972,675 | 26.42 | 435,917,675 | 55,000 | 1 | 449 | 450 | 449 |
| 104 | المعمورة للاستثمارات العقارية | 22,780,000,000 | 22,148,212,073 | 97.23 | 7,433,501,400 | 14,714,710,673 | 213 | 1,926 | 2,139 | 1,926 |
| 105 | الخطبة للمقاولات العامة | 2,065,519,330 | 2,018,478,137 | 97.72 | 1,946,905,679 | 71,572,458 | 48 | 165 | 213 | 165 |
| | المجموع | 75,045,519,330 | 68,233,601,075 | 90.92 | 47,028,353,110 | 21,205,247,965 | 514 | 11,073 | 11,587 | 11,073 |
| قطاع الاتصالات | | | | | | | | | | |
| 106 | اسياهيل للاتصالات | 310,000,000,000 | 309,991,819,829 | 100.00 | 260,654,869,529 | 49,336,950,300 | 181 | 4,475 | 4,656 | 4,475 |
| 107 | الخاتم للاتصالات | 1,829,782,653,400 | 579,502,984,406 | 31.67 | 63,895,311 | 579,439,089,095 | 39 | 418 | 457 | 418 |
| | المجموع | 2,139,782,653,400 | 889,494,804,235 | 41.57 | 260,718,764,840 | 628,776,039,395 | 220 | 4,893 | 5,113 | 4,893 |
| قطاع الاستثمار | | | | | | | | | | |
| 108 | الامين للاستثمار المالي | 1,500,000,000 | 1,454,210,282 | 96.95 | 1,214,783,781 | 239,426,501 | 9 | 251 | 260 | 251 |
| 109 | البنك للاستثمار المالي | 1,000,000,000 | 943,130,360 | 94.31 | 943,130,360 | 0 | 0 | 74 | 74 | 74 |
| 110 | الخير للاستثمار المالي | 7,000,000,000 | 6,019,563,679 | 85.99 | 5,944,320,293 | 75,243,386 | 62 | 266 | 328 | 266 |
| 111 | شركة بين التهرب للاستثمارات المالية | 1,000,000,000 | 840,531,701 | 84.05 | 838,576,701 | 1,955,000 | 6 | 85 | 91 | 85 |
| 112 | الوئام للاستثمار المالي | 5,000,000,000 | 4,945,789,237 | 98.92 | 4,923,775,187 | 22,014,050 | 53 | 187 | 240 | 187 |
| 113 | الزوراء للاستثمار المالي | 1,150,000,000 | 481,777,210 | 41.89 | 479,574,210 | 2,203,000 | 7 | 133 | 140 | 133 |
| | المجموع | 16,650,000,000 | 14,685,002,469 | 88.20 | 14,344,160,532 | 340,841,937 | 137 | 996 | 1,133 | 996 |
| الاطمات المالية | | | | | | | | | | |
| 114 | الشركة العراقية لضمان الودائع | 100,000,000,000 | 98,460,526,320 | 98.46 | 97,671,052,640 | 789,473,680 | 1 | 65 | 66 | 65 |
| 115 | بوابه عشتار للتطم و الدفع الالكتروني | 10,000,000,000 | 9,800,494,000 | 98.00 | 9,498,994,000 | 301,500,000 | 1 | 5 | 6 | 5 |
| 116 | الزامل للوساطة بالاوراق المالية | 810,000,000 | 810,000,000 | 100.00 | 809,000,000 | 1,000,000 | 1 | 21 | 22 | 21 |
| 117 | شركة الربيع للاوراق المالية | 3,000,000,000 | 3,000,000,000 | 100.00 | 2,987,256,098 | 12,743,902 | 3 | 51 | 54 | 51 |
| 118 | اسما بغداد للصرافة | 10,020,000,000 | 10,020,000,000 | 100.00 | 10,020,000,000 | 0 | 0 | 13 | 13 | 13 |
| | المجموع | 123,830,000,000 | 122,091,020,320 | 98.60 | 120,986,302,738 | 1,104,717,582 | 6 | 155 | 161 | 155 |
| 6,680 | المجموع الكلي | 16,699,012,285,874 | 13,581,071,793,919 | 81.33 | 11,045,731,015,862 | 2,535,340,778,057 | 6,680 | 86,485 | 93,165 | 86,485 |

جدول رقم (40) الإفصاح عن النسب المؤثرة المتحققة لغاية 2026/03/31 ونسبة التغير بين شهري شباط

أذار

| ت | الاسم | الجنسية | راس المال للشهر السابق | عدد الاسهم للشهر السابق | نسبة الملكية للشهر السابق % | راس المال | عدد الاسهم للشهر الحالي | نسبة الملكية للشهر السابق % | نسبة التغير |
|----------------------------------------|--------------------------------------|---------|------------------------|-------------------------|-----------------------------|-----------------|-------------------------|-----------------------------|-------------|
| القطاع الزراعي | | | | | | | | | |
| الشركة الاهلية للانتاج الزراعي | | | | | | | | | |
| 1 | حيدر مجيد حميد | عراقي | 575,000,000 | 193,499,403 | 33.65 | 575,000,000 | 193,499,403 | 33.65 | 0.00 |
| 2 | مجموع الشركة | | 575,000,000 | 193,499,403 | 33.65 | 575,000,000 | 193,499,403 | 33.65 | - |
| بابل للانتاج الحيواني والنباتي | | | | | | | | | |
| 3 | احمد صادق رحيم رحيم | عراقي | 1,260,000,000 | 412,142,863 | 32.71 | 1,260,000,000 | 412,142,863 | 32.71 | 0.13 |
| 4 | مجموع الشركة | | 1,260,000,000 | 412,142,863 | 32.71 | 1,260,000,000 | 412,142,863 | 32.71 | 0.13 |
| العراقية لانتاج وتسويق اللحوم | | | | | | | | | |
| 5 | وزارة الزراعة | عراقي | 5,000,000,000 | 1,225,333,337 | 24.51 | 5,000,000,000 | 1,225,333,337 | 24.51 | 0.00 |
| 6 | دائرة عقارات الدولة | عراقي | 5,000,000,000 | 517,988,360 | 10.36 | 5,000,000,000 | 517,988,360 | 10.36 | 0.00 |
| 7 | مجموع الشركة | | 5,000,000,000 | 1,743,321,697 | 34.87 | 5,000,000,000 | 1,743,321,697 | 34.87 | - |
| العراقية للمنتجات الزراعية | | | | | | | | | |
| 8 | محمد جاسم كاظم العامري | عراقي | 360,000,000 | 39,944,000 | 11.1 | 360,000,000 | 39,944,000 | 11.1 | 0.00 |
| 9 | المصرف الزراعي التعاوني/المركز العام | عراقي | 360,000,000 | 41,100,000 | 11.42 | 360,000,000 | 41,100,000 | 11.42 | 0.00 |
| 10 | دائرة عقارات الدولة | عراقي | 360,000,000 | 90,075,000 | 25.02 | 360,000,000 | 90,075,000 | 25.02 | 0.00 |
| 11 | مجموع الشركة | | 360,000,000 | 171,119,000 | 47.53 | 360,000,000 | 171,119,000 | 47.53 | - |
| العراقية لانتاج البذور | | | | | | | | | |
| 12 | شركة التامين الوطنية | عراقي | 20,000,000,000 | 2,000,000,000 | 10 | 20,000,000,000 | 2,000,000,000 | 10 | 0.00 |
| 13 | الشركة العامة للتجهيزات الزراعية | عراقي | 20,000,000,000 | 2,400,000,002 | 12 | 20,000,000,000 | 2,400,000,002 | 12 | 0.00 |
| 14 | المصرف الزراعي التعاوني | عراقي | 20,000,000,000 | 2,000,000,000 | 10 | 20,000,000,000 | 2,000,000,000 | 10 | 0.00 |
| 15 | مجموع الشركة | | 20,000,000,000 | 6,400,000,002 | 32 | 20,000,000,000 | 6,400,000,002 | 32 | - |
| الحديقة للانتاج الحيواني | | | | | | | | | |
| 16 | منير ابراهيم جاسم الديباس | عراقي | 20,506,500,000 | 4,000,050,000 | 19.51 | 20,506,500,000 | 4,000,050,000 | 19.51 | 0.00 |
| 17 | خطى المستقبل للتجارة العامة | عراقي | 20,506,500,000 | 3,725,093,757 | 18.17 | 20,506,500,000 | 3,725,093,757 | 18.17 | 0.00 |
| 18 | وسام ثامر احمد العبيدي | عراقي | 20,506,500,000 | 3,405,250,000 | 16.61 | 20,506,500,000 | 3,405,250,000 | 16.61 | 0.00 |
| 19 | شركة النوار الهمة للتجارة العامة | عراقي | 20,506,500,000 | 4,950,000,000 | 24.14 | 20,506,500,000 | 4,950,000,000 | 24.14 | 0.00 |
| 20 | مجموع الشركة | | 20,506,500,000 | 16,080,393,757 | 78.42 | 20,506,500,000 | 16,080,393,757 | 78.42 | - |
| اسماك الشرق الاوسط | | | | | | | | | |
| 21 | خالد فاضل محمد الراجحي | عراقي | 300,000,000 | 55,366,213 | 18.46 | 300,000,000 | 55,366,213 | 18.46 | 0.00 |
| 22 | مجموع الشركة | | 300,000,000 | 55,366,213 | 18.46 | 300,000,000 | 55,366,213 | 18.46 | - |
| الريباس للدواجن والاعلاف | | | | | | | | | |
| 23 | شركة مصرف الشرق الاوسط العراقي | عراقي | 30,000,000,000 | 29,847,400,000 | 99.49 | 30,000,000,000 | 29,847,400,000 | 99.49 | 0.00 |
| 24 | مجموع الشركة | | 30,000,000,000 | 29,847,400,000 | 99.49 | 30,000,000,000 | 29,847,400,000 | 99.49 | - |
| 25 | مجموع القطاع | | 78,001,500,000 | 54,903,242,935 | 70.39 | 78,001,500,000 | 54,903,242,935 | 70.39 | 0.00 |
| قطاع المصارف | | | | | | | | | |
| مصرف امين العراق للاستثمار | | | | | | | | | |
| 26 | خليل ابراهيم شاه مراد اسماعيل | عراقي | 250,000,000,000 | 28,625,000,000 | 11.45 | 250,000,000,000 | 28,625,000,000 | 11.45 | 0.00 |
| 27 | مثنى قادر عبدالله الطياوي | عراقي | 250,000,000,000 | 30,878,000,000 | 12.35 | 250,000,000,000 | 30,878,000,000 | 12.35 | 0.00 |
| 28 | مجموع الشركة | | 250,000,000,000 | 59,503,000,000 | 23.8 | 250,000,000,000 | 59,503,000,000 | 23.8 | - |
| مصرف اشور | | | | | | | | | |
| 29 | شركة مصرف الرافدين | عراقي | 250,000,000,000 | 33,207,908,335 | 13.28 | 250,000,000,000 | 33,207,908,335 | 13.28 | 0.00 |
| 30 | مجموع الشركة | | 250,000,000,000 | 33,207,908,335 | 13.28 | 250,000,000,000 | 33,207,908,335 | 13.28 | - |
| مصرف بغداد | | | | | | | | | |
| 31 | شركة البنك الاردني الكويتي | اردني | 400,000,000,000 | 213,740,297,580 | 53.44 | 400,000,000,000 | 213,740,297,580 | 53.44 | 0.00 |
| 32 | Euphrates Iraq Fund Ltd | امريكي | 400,000,000,000 | 79,994,226,864 | 20 | 400,000,000,000 | 79,994,226,864 | 20 | 0.00 |
| 33 | مجموع الشركة | | 400,000,000,000 | 293,734,524,444 | 73.43 | 400,000,000,000 | 293,734,524,444 | 73.43 | - |
| المصرف التجاري العراقي الاسلامي | | | | | | | | | |
| 34 | بيت التمويل الكويتي ش.م.ب مقللة | بحريني | 327,600,000,000 | 279,460,320,940 | 85.31 | 327,600,000,000 | 279,460,320,940 | 85.31 | 0.00 |
| 35 | مجموع الشركة | | 327,600,000,000 | 279,460,320,940 | 85.31 | 327,600,000,000 | 279,460,320,940 | 85.31 | - |
| مصرف حمورابي التجاري | | | | | | | | | |
| 36 | حاتم محمود حميد العاني | عراقي | 201,000,000,000 | 83,492,501,892 | 41.54 | 201,000,000,000 | 83,492,501,892 | 41.54 | 0.00 |
| 37 | محمد راسم محمود | عراقي | 201,000,000,000 | 83,478,869,141 | 41.53 | 201,000,000,000 | 83,478,869,141 | 41.53 | 0.00 |
| 38 | مجموع الشركة | | 201,000,000,000 | 166,971,371,033 | 83.07 | 201,000,000,000 | 166,971,371,033 | 83.07 | - |
| مصرف التنمية الدولي | | | | | | | | | |
| 39 | زيد خلف عبد كريم | عراقي | 400,000,000,000 | 131,120,014,370 | 32.78 | 400,000,000,000 | 131,120,014,370 | 32.78 | 0.00 |
| 40 | مجموع الشركة | | 400,000,000,000 | 131,120,014,370 | 32.78 | 400,000,000,000 | 131,120,014,370 | 32.78 | - |

جدول رقم (40) الإفصاح عن النسب المؤثرة المتحققة لغاية 2026/03/31 ونسبة التغير بين شهري شباط آذار

| ت | الاسم | الجنسية | راس المال للشهر السابق | عدد الاسهم للشهر السابق | نسبة الملكية للشهر السابق % | راس المال | عدد الاسهم للشهر الحالي | نسبة الملكية للشهر السابق % | نسبة التغير |
|---------------------------------------------|--------------------------------|---------|------------------------|-------------------------|-----------------------------|-------------------|-------------------------|-----------------------------|-------------|
| المصرف العراقي الاسلامي | | | | | | | | | |
| 41 | شركة بنك صفوة الاسلامي | اردني | 400,000,000,000 | 40,000,000,000 | 10 | 400,000,000,000 | 40,000,000,000 | 10 | 0.00 |
| 42 | مجموع الشركة | | 400,000,000,000 | 40,000,000,000 | 10 | 400,000,000,000 | 40,000,000,000 | 10 | - |
| مصرف نور العراق الاسلامي للاستثمار | | | | | | | | | |
| 43 | شركة مصرف عبر العراق للاستثمار | عراقي | 250,000,000,000 | 69,750,000,000 | 27.9 | 250,000,000,000 | 69,750,000,000 | 27.9 | 0.00 |
| 44 | مجموع الشركة | | 250,000,000,000 | 69,750,000,000 | 27.9 | 250,000,000,000 | 69,750,000,000 | 27.9 | - |
| مصرف العطاء الاسلامي | | | | | | | | | |
| 45 | بييار جرجي بطرس يوسف | | 250,000,000,000 | 25,000,000,000 | 10 | 250,000,000,000 | 25,000,000,000 | 10 | 0.00 |
| 46 | مجموع الشركة | | 250,000,000,000 | 25,000,000,000 | 10 | 250,000,000,000 | 25,000,000,000 | 10 | - |
| مصرف المنصور | | | | | | | | | |
| 47 | بنك قطر الوطني | قطري | 445,000,000,000 | 241,133,918,890 | 54.19 | 445,000,000,000 | 241,133,918,890 | 54.19 | 0.00 |
| 48 | مجموع الشركة | | 445,000,000,000 | 241,133,918,890 | 54.19 | 445,000,000,000 | 241,133,918,890 | 54.19 | - |
| المستشار الاسلامي للاستثمار والتمويل | | | | | | | | | |
| 49 | احمد عبد مسلم مهدي | عراقي | 250,000,000,000 | 41,870,164,609 | 16.75 | 250,000,000,000 | 41,870,164,609 | 16.75 | 0.00 |
| 50 | عباس نعمان عبدالحسن اسد | عراقي | 250,000,000,000 | 49,338,559,671 | 19.74 | 250,000,000,000 | 49,338,559,671 | 19.74 | 0.00 |
| 51 | مجموع الشركة | | 250,000,000,000 | 91,208,724,280 | 36.48 | 250,000,000,000 | 91,208,724,280 | 36.48 | - |
| المصرف الاهلي العراقي | | | | | | | | | |
| 52 | شركة بنك المال الاردني | اردني | 520,000,000,000 | 321,596,421,186 | 61.85 | 520,000,000,000 | 321,596,421,186 | 61.85 | 0.00 |
| 53 | مجموع الشركة | | 520,000,000,000 | 321,596,421,186 | 61.85 | 520,000,000,000 | 321,596,421,186 | 61.85 | - |
| مصرف الائتمان | | | | | | | | | |
| 54 | بنك الكويت الوطني | كويتي | 346,870,000,000 | 320,714,047,894 | 92.46 | 346,870,000,000 | 320,714,047,894 | 92.46 | 0.00 |
| 55 | مجموع الشركة | | 346,870,000,000 | 320,714,047,894 | 92.46 | 346,870,000,000 | 320,714,047,894 | 92.46 | - |
| مصرف الطيف الاسلامي للاستثمار | | | | | | | | | |
| 56 | فرحان صدام رحمة الموسوي | عراقي | 255,093,450,000 | 90,600,318,654 | 35.52 | 255,093,450,000 | 90,600,318,654 | 35.52 | 0.00 |
| 57 | مجموع الشركة | | 255,093,450,000 | 90,600,318,654 | 35.52 | 255,093,450,000 | 90,600,318,654 | 35.52 | - |
| مصرف الاتحاد العراقي | | | | | | | | | |
| 58 | عقيل مفتن خفيف البيضاني | عراقي | 252,000,000,000 | 32,778,742,881 | 13.01 | 252,000,000,000 | 32,778,742,881 | 13.01 | 0.00 |
| 59 | محمد مفتن خفيف البيضاني | عراقي | 252,000,000,000 | 32,721,416,214 | 12.98 | 252,000,000,000 | 32,721,416,214 | 12.98 | 0.00 |
| 60 | مجموع الشركة | | 252,000,000,000 | 65,500,159,095 | 25.99 | 252,000,000,000 | 65,500,159,095 | 25.99 | - |
| 61 | مجموع القطاع | | 4,797,563,450,000 | 2,229,500,729,121 | 46.47 | 4,797,563,450,000 | 2,229,500,729,121 | 46.47 | - |
| قطاع الخدمات المالية | | | | | | | | | |
| الشركة العراقية لضمان الودائع | | | | | | | | | |
| 62 | صندوق تقاعد موظفي الدولة | عراقي | 100,000,000,000 | 15,789,473,680 | 15.79 | 100,000,000,000 | 15,789,473,680 | 15.79 | 0.00 |
| 63 | مجموع الشركة | | 100,000,000,000 | 15,789,473,680 | 15.79 | 100,000,000,000 | 15,789,473,680 | 15.79 | - |
| بوابة عشتار للنظم وخدمات الدفع الالكتروني | | | | | | | | | |
| 64 | سعد جعفر محمد ناجي | عراقي | 10,000,000,000 | 9,197,488,000 | 91.97 | 10,000,000,000 | 9,197,488,000 | 91.97 | 0.00 |
| 65 | مجموع الشركة | | 10,000,000,000 | 9,197,488,000 | 91.97 | 10,000,000,000 | 9,197,488,000 | 91.97 | - |
| الكرمل للوساطة في بيع وشراء الاوراق المالية | | | | | | | | | |
| 66 | زيد مصطفى مهدي قنبر اغا | عراقي | 810,000,000 | 102,568,846 | 12.66 | 810,000,000 | 102,568,846 | 12.66 | 0.00 |
| 67 | فاطمة علي جعفر السعدي | عراقي | 810,000,000 | 130,000,000 | 16.05 | 810,000,000 | 130,000,000 | 16.05 | 0.00 |
| 68 | وسيم بوخنا خرو الجزراوي | عراقي | 810,000,000 | 416,307,519 | 51.4 | 810,000,000 | 416,307,519 | 51.4 | 0.00 |
| 69 | سارة علي جعفر السعدي | عراقي | 810,000,000 | 130,000,000 | 16.05 | 810,000,000 | 130,000,000 | 16.05 | 0.00 |
| 70 | مجموع الشركة | | 810,000,000 | 778,876,365 | 96.16 | 810,000,000 | 778,876,365 | 96.16 | - |
| شركة الربيع للاوراق المالية | | | | | | | | | |
| 71 | شوان ابراهيم طه توتنجي | عراقي | 3,000,000,000 | 2,632,799,855 | 87.76 | 3,000,000,000 | 2,632,799,855 | 87.76 | 0.00 |
| 72 | مجموع الشركة | | 3,000,000,000 | 2,632,799,855 | 87.76 | 3,000,000,000 | 2,632,799,855 | 87.76 | - |
| سما بغداد للمصارفة | | | | | | | | | |
| 73 | احمد ناجي حسن عبدالحميد الدوري | عراقي | 10,020,000,000 | 2,334,000,000 | 23.29 | 10,020,000,000 | 2,334,000,000 | 23.29 | 0.00 |
| 74 | عمر محمد ناجي | عراقي | 10,020,000,000 | 2,334,000,000 | 23.29 | 10,020,000,000 | 2,334,000,000 | 23.29 | 0.00 |
| 75 | وليد سعود فيصل مطلق المولى | عراقي | 10,020,000,000 | 3,000,000,000 | 29.94 | 10,020,000,000 | 3,000,000,000 | 29.94 | 0.00 |
| 76 | حسن ناجي حسن عبدالحميد الدوري | عراقي | 10,020,000,000 | 2,334,000,000 | 23.29 | 10,020,000,000 | 2,334,000,000 | 23.29 | 0.00 |
| 77 | مجموع الشركة | | 10,020,000,000 | 10,002,000,000 | 99.82 | 10,020,000,000 | 10,002,000,000 | 99.82 | - |
| 78 | مجموع القطاع | | 123,830,000,000 | 38,400,637,900 | 31.01 | 123,830,000,000 | 38,400,637,900 | 31.01 | - |
| قطاع الفنادق | | | | | | | | | |
| فندق اشور | | | | | | | | | |
| 79 | هينة السياحة | عراقي | 376,368,526 | 154,970,386 | 41.18 | 376,368,526 | 154,970,386 | 41.18 | 0.00 |
| 80 | مجموع الشركة | | 376,368,526 | 154,970,386 | 41.18 | 376,368,526 | 154,970,386 | 41.18 | - |

جدول رقم (40) الإفصاح عن النسب المؤثرة المتحققة لغاية 2026/03/31 ونسبة التغير بين شهري شباط آذار

| ت | الاسم | الجنسية | راس المال للشهر السابق | عدد الاسهم للشهر السابق | نسبة الملكية للشهر السابق % | راس المال | عدد الاسهم للشهر الحالي | نسبة الملكية للشهر السابق % | نسبة التغير |
|---------------------------------------------------|----------------------------------------|---------|------------------------|-------------------------|-----------------------------|-----------------|-------------------------|-----------------------------|-------------|
| فندق بغداد | | | | | | | | | |
| 81 | هيئة السياحة | عراقي | 4,000,000,000 | 1,494,000,000 | 37.35 | 4,000,000,000 | 1,494,000,000 | 37.35 | 0.00 |
| 82 | داود شمو خدر عمر | عراقي | 4,000,000,000 | 811,653,793 | 20.29 | 4,000,000,000 | 812,664,132 | 20.32 | 0.12 |
| 83 | دائرة التقاعد والضمان الاجتماعي للعمال | عراقي | 4,000,000,000 | 400,000,000 | 10 | 4,000,000,000 | 400,000,000 | 10 | 0.00 |
| 84 | مجموع الشركة | | 4,000,000,000 | 2,705,653,793 | 67.64 | 4,000,000,000 | 2,706,664,132 | 67.67 | 0.04 |
| فندق بابل | | | | | | | | | |
| 85 | شركة البوادي الخضراء للتجارة العامة | عراقي | 2,000,000,000 | 251,923,225 | 12.6 | 2,000,000,000 | 251,923,225 | 12.6 | 0.00 |
| 86 | عماد نور مفتن الياسري | عراقي | 2,000,000,000 | 247,892,145 | 12.39 | 2,000,000,000 | 247,892,145 | 12.39 | 0.00 |
| 87 | هيئة السياحة | عراقي | 2,000,000,000 | 768,444,440 | 38.42 | 2,000,000,000 | 768,444,440 | 38.42 | 0.00 |
| 88 | طارق محمد ابراهيم الحسن | اردني | 2,000,000,000 | 262,631,520 | 13.13 | 2,000,000,000 | 262,631,520 | 13.13 | 0.00 |
| 89 | مجموع الشركة | | 2,000,000,000 | 1,530,891,330 | 76.54 | 2,000,000,000 | 1,530,891,330 | 76.54 | - |
| فندق عشتار | | | | | | | | | |
| 90 | مصرف الخليج التجاري | عراقي | 7,000,000,000 | 1,360,492,404 | 19.44 | 7,000,000,000 | 1,360,492,404 | 19.44 | 0.00 |
| 91 | هيئة السياحة | عراقي | 7,000,000,000 | 3,390,799,978 | 48.44 | 7,000,000,000 | 3,390,799,978 | 48.44 | 0.00 |
| 92 | مجموع الشركة | | 7,000,000,000 | 4,751,292,382 | 67.88 | 7,000,000,000 | 4,751,292,382 | 67.88 | - |
| فندق المنصور | | | | | | | | | |
| 93 | سماء بابل للطيران محدودة المسؤولية | عراقي | 2,923,200,000 | 528,108,585 | 18.07 | 2,923,200,000 | 528,108,585 | 18.07 | 0.00 |
| 94 | هيئة السياحة | عراقي | 2,923,200,000 | 1,114,783,200 | 38.14 | 2,923,200,000 | 1,114,783,200 | 38.14 | 0.00 |
| 95 | مجموع الشركة | | 2,923,200,000 | 1,642,891,785 | 56.2 | 2,923,200,000 | 1,642,891,785 | 56.2 | - |
| الوطنية للاستثمارات السياحية | | | | | | | | | |
| 96 | دائرة التقاعد والضمان الاجتماعي للعمال | عراقي | 6,253,175,025 | 4,134,055,650 | 66.11 | 6,253,175,025 | 4,134,055,650 | 66.11 | 0.00 |
| 97 | مجموع الشركة | | 6,253,175,025 | 4,134,055,650 | 66.11 | 6,253,175,025 | 4,134,055,650 | 66.11 | - |
| فندق فلسطين | | | | | | | | | |
| 98 | شركة الخطوط الجوية العراقية | عراقي | 5,000,000,000 | 2,454,166,667 | 49.08 | 5,000,000,000 | 2,454,166,667 | 49.08 | 0.00 |
| 99 | مجموع الشركة | | 5,000,000,000 | 2,454,166,667 | 49.08 | 5,000,000,000 | 2,454,166,667 | 49.08 | - |
| فندق السدير | | | | | | | | | |
| 100 | دائرة التقاعد والضمان الاجتماعي للعمال | عراقي | 1,734,600,000 | 173,460,000 | 10 | 1,734,600,000 | 173,460,000 | 10 | 0.00 |
| 101 | هيئة السياحة | عراقي | 1,734,600,000 | 666,214,888 | 38.41 | 1,734,600,000 | 666,214,888 | 38.41 | 0.00 |
| 102 | الشركة العراقية للنقل البري | عراقي | 1,734,600,000 | 234,290,270 | 13.51 | 1,734,600,000 | 234,290,270 | 13.51 | 0.00 |
| 103 | مجموع الشركة | | 1,734,600,000 | 1,073,965,158 | 61.91 | 1,734,600,000 | 1,073,965,158 | 61.91 | - |
| المدنية السياحية في سد الموصل | | | | | | | | | |
| 104 | هيئة السياحة | عراقي | 240,000,000 | 87,720,000 | 36.55 | 240,000,000 | 87,720,000 | 36.55 | 0.00 |
| 105 | مجموع الشركة | | 240,000,000 | 87,720,000 | 36.55 | 240,000,000 | 87,720,000 | 36.55 | - |
| 106 | مجموع القطاع | | 29,527,343,551 | 18,536,617,490 | 62.78 | 29,527,343,551 | 18,536,617,490 | 62.78 | 0.01 |
| القطاع الصناعي | | | | | | | | | |
| بغداد لصناعة مواد التغليف | | | | | | | | | |
| 107 | وسام سلوم محمد حمود الجواري | عراقي | 1,080,000,000 | 213,801,158 | 19.8 | 1,080,000,000 | 213,801,158 | 19.8 | 0.00 |
| 108 | مجموع الشركة | | 1,080,000,000 | 213,801,158 | 19.8 | 1,080,000,000 | 213,801,158 | 19.8 | - |
| شركة بغداد للمشروبات الغازية - شركة مساهمة | | | | | | | | | |
| 109 | شركة البوادي الخضراء للتجارة العامة | عراقي | 204,335,333,333 | 35,337,419,658 | 17.29 | 204,335,333,333 | 35,359,215,388 | 17.3 | 0.06 |
| 110 | طارق محمد ابراهيم الحسن | اردني | 204,335,333,333 | 75,144,054,596 | 36.77 | 204,335,333,333 | 75,144,054,596 | 36.77 | 0.00 |
| 111 | Euphrates Iraq Fund Ltd | امريكي | 204,335,333,333 | 26,378,638,086 | 12.91 | 204,335,333,333 | 26,378,638,086 | 12.91 | 0.00 |
| 112 | مجموع الشركة | | 204,335,333,333 | 136,860,112,340 | 66.98 | 204,335,333,333 | 136,881,908,070 | 66.99 | 0.02 |
| الصناعات الالكترونية | | | | | | | | | |
| 113 | المصرف الصناعي | | 18,000,000,000 | 5,301,469,530 | 29.45 | 18,000,000,000 | 5,301,469,530 | 29.45 | 0.00 |
| 114 | دائرة التقاعد والضمان الاجتماعي للعمال | عراقي | 18,000,000,000 | 3,006,006,030 | 16.7 | 18,000,000,000 | 3,006,006,030 | 16.7 | 0.00 |
| 115 | مجموع الشركة | | 18,000,000,000 | 8,307,475,560 | 46.15 | 18,000,000,000 | 8,307,475,560 | 46.15 | - |
| فلوجة مواد انشائية | | | | | | | | | |
| 116 | المصرف الصناعي | عراقي | 4,680,000,000 | 731,256,930 | 15.63 | 4,680,000,000 | 731,256,930 | 15.63 | 0.00 |
| 117 | مجموع الشركة | | 4,680,000,000 | 731,256,930 | 15.63 | 4,680,000,000 | 731,256,930 | 15.63 | - |
| الوطنية لصناعة الاثاث المنزلي | | | | | | | | | |
| 118 | حسن ابراهيم احمد عكيدات | عراقي | 3,320,000,000 | 388,056,742 | 11.69 | 3,320,000,000 | 388,056,742 | 11.69 | 0.00 |
| 119 | المصرف الصناعي | عراقي | 3,320,000,000 | 403,200,000 | 12.14 | 3,320,000,000 | 403,200,000 | 12.14 | 0.00 |
| 120 | مجموع الشركة | | 3,320,000,000 | 791,256,742 | 23.83 | 3,320,000,000 | 791,256,742 | 23.83 | - |

جدول رقم (40) الإفصاح عن النسب المؤثرة المتحققة لغاية 2026/03/31 ونسبة التغير بين شهري شباط آذار

| ت | الاسم | الجنسية | راس المال للشهر السابق | عدد الاسهم للشهر السابق | نسبة الملكية للشهر السابق % | راس المال | عدد الاسهم للشهر الحالي | نسبة الملكية للشهر السابق % | نسبة التغير |
|--------------------------------------|------------------------------------|---------|------------------------|-------------------------|-----------------------------|----------------|-------------------------|-----------------------------|-------------|
| هلال صناعية | | | | | | | | | |
| 121 | المصرف الصناعي | عراقي | 12,375,000,000 | 1,817,539,219 | 14.69 | 12,375,000,000 | 1,817,539,219 | 14.69 | 0.00 |
| 122 | مجموع الشركة | | 12,375,000,000 | 1,817,539,219 | 14.69 | 12,375,000,000 | 1,817,539,219 | 14.69 | - |
| صناعات الكارتون | | | | | | | | | |
| 123 | المصرف الصناعي | عراقي | 7,590,000,000 | 3,249,787,440 | 42.82 | 7,590,000,000 | 3,249,787,440 | 42.82 | 0.00 |
| 124 | المصرف المتعد للاستثمار | عراقي | 7,590,000,000 | 849,238,877 | 11.19 | 7,590,000,000 | 849,238,877 | 11.19 | 0.00 |
| 125 | مجموع الشركة | | 7,590,000,000 | 4,099,026,317 | 54.01 | 7,590,000,000 | 4,099,026,317 | 54.01 | - |
| الشركة العراقية لانتاج وتسويق التمور | | | | | | | | | |
| 126 | علي رعد ابراهيم | عراقي | 17,250,000,000 | 2,070,340,000 | 12 | 17,250,000,000 | 2,070,340,000 | 12 | 0.00 |
| 127 | احمد رعد ابراهيم البديري | عراقي | 17,250,000,000 | 2,027,467,206 | 11.75 | 17,250,000,000 | 2,027,467,206 | 11.75 | 0.00 |
| 128 | ياسر قاسم زغير الراوي | عراقي | 17,250,000,000 | 4,043,177,091 | 23.44 | 17,250,000,000 | 4,043,177,091 | 23.44 | 0.00 |
| 129 | مجموع الشركة | | 17,250,000,000 | 8,140,984,297 | 47.19 | 17,250,000,000 | 8,140,984,297 | 47.19 | - |
| الشركة العراقية للاعمال الهندسية | | | | | | | | | |
| 130 | المصرف الصناعي | عراقي | 1,500,000,000 | 358,620,696 | 23.91 | 1,500,000,000 | 358,620,696 | 23.91 | 0.00 |
| 131 | عدنان علي احمد شهاب الشبخلي | عراقي | 1,500,000,000 | 434,491,185 | 28.97 | 1,500,000,000 | 434,491,185 | 28.97 | 0.00 |
| 132 | مجموع الشركة | | 1,500,000,000 | 793,111,881 | 52.87 | 1,500,000,000 | 793,111,881 | 52.87 | - |
| العراقية للسجاد والمفروشات | | | | | | | | | |
| 133 | علي فاضل حسن الربيعي | عراقي | 500,000,000 | 50,000,000 | 10 | 500,000,000 | 50,000,000 | 10 | 0.00 |
| 134 | مجموع الشركة | | 500,000,000 | 50,000,000 | 10 | 500,000,000 | 50,000,000 | 10 | - |
| شركة كركوك لانتاج المواد الاتشمانية | | | | | | | | | |
| 135 | زينب خماس عيد جاسم | | 744,000,000 | 104,900,000 | 14.1 | 744,000,000 | 104,900,000 | 14.1 | 0.00 |
| 136 | عبدالكريم هادي مهدي الوالي | عراقي | 744,000,000 | 89,400,000 | 12.02 | 744,000,000 | 89,400,000 | 12.02 | 0.00 |
| 137 | شركة مدينة العباب الكرخ السياحية | عراقي | 744,000,000 | 94,070,000 | 12.64 | 744,000,000 | 94,070,000 | 12.64 | -2.20 |
| 138 | المصرف الصناعي | | 744,000,000 | 111,622,614 | 15 | 744,000,000 | 111,622,614 | 15 | 0.00 |
| 139 | مجموع الشركة | | 744,000,000 | 399,992,614 | 53.76 | 744,000,000 | 399,992,614 | 53.76 | -0.52 |
| طريق الخازر لانتاج المواد الاتشمانية | | | | | | | | | |
| 140 | المصرف الصناعي | عراقي | 2,000,000,000 | 244,000,000 | 12.2 | 2,000,000,000 | 244,000,000 | 12.2 | 0.00 |
| 141 | مجموع الشركة | | 2,000,000,000 | 244,000,000 | 12.2 | 2,000,000,000 | 244,000,000 | 12.2 | - |
| الكندي لانتاج اللقاحات | | | | | | | | | |
| 142 | المصرف الزراعي التعاوني | | 6,330,000,000 | 633,000,000 | 10 | 6,330,000,000 | 633,000,000 | 10 | 0.00 |
| 143 | وزارة الزراعة | | 6,330,000,000 | 653,703,138 | 10.33 | 6,330,000,000 | 653,703,138 | 10.33 | 0.00 |
| 144 | قيصر وارد نجم الخنجر | عراقي | 6,330,000,000 | 696,000,000 | 11 | 6,330,000,000 | 696,000,000 | 11 | 0.00 |
| 145 | فؤاد ابراهيم عبدالجبار الشبخلي | عراقي | 6,330,000,000 | 1,629,827,540 | 25.75 | 6,330,000,000 | 1,629,827,540 | 25.75 | 0.62 |
| 146 | مجموع الشركة | | 6,330,000,000 | 3,612,530,678 | 57.07 | 6,330,000,000 | 3,612,530,678 | 57.07 | 0.28 |
| المنصور للصناعات الدوائية | | | | | | | | | |
| 147 | علي خليل ابراهيم الملاني | عراقي | 18,560,000,000 | 4,461,055,705 | 24.04 | 18,560,000,000 | 4,461,055,705 | 24.04 | -2.86 |
| 148 | مجموع الشركة | | 18,560,000,000 | 4,461,055,705 | 24.04 | 18,560,000,000 | 4,461,055,705 | 24.04 | -2.86 |
| الصناعات الكيماوية العصرية | | | | | | | | | |
| 149 | عقيل محمود داود الجميلي | عراقي | 180,000,000 | 61,543,103 | 34.19 | 180,000,000 | 61,543,103 | 34.19 | 0.00 |
| 150 | صباح شاكر جبوري النعيمي | عراقي | 180,000,000 | 36,905,360 | 20.5 | 180,000,000 | 36,905,360 | 20.5 | 0.00 |
| 151 | جعفر عقيل محمود الجميلي | عراقي | 180,000,000 | 18,286,598 | 10.16 | 180,000,000 | 18,286,598 | 10.16 | 0.00 |
| 152 | مجموع الشركة | | 180,000,000 | 116,735,061 | 64.85 | 180,000,000 | 116,735,061 | 64.85 | - |
| صناعة المواد الاتشمانية الحديثة | | | | | | | | | |
| 153 | المصرف الصناعي | عراقي | 5,371,116,022 | 2,839,166,903 | 52.86 | 5,371,116,022 | 2,839,166,903 | 52.86 | 0.00 |
| 154 | شركة اعادة التأمين العراقية العامة | عراقي | 5,371,116,022 | 722,285,033 | 13.45 | 5,371,116,022 | 722,285,033 | 13.45 | 0.00 |
| 155 | مجموع الشركة | | 5,371,116,022 | 3,561,451,936 | 66.31 | 5,371,116,022 | 3,561,451,936 | 66.31 | - |
| الصناعات المعدنية والدرجات | | | | | | | | | |
| 156 | المصرف الصناعي - المركز العام | | 5,000,000,000 | 1,066,791,644 | 21.34 | 5,000,000,000 | 1,066,791,644 | 21.34 | 0.00 |
| 157 | دائرة عقارات الدولة | عراقي | 5,000,000,000 | 1,333,333,354 | 26.67 | 5,000,000,000 | 1,333,333,354 | 26.67 | 0.00 |
| 158 | مجموع الشركة | | 5,000,000,000 | 2,400,124,998 | 48 | 5,000,000,000 | 2,400,124,998 | 48 | - |
| الخطاطة الحديثة | | | | | | | | | |
| 159 | سعد عبدالحمين قاسم السراي | عراقي | 4,000,000,000 | 1,583,848,620 | 39.6 | 4,000,000,000 | 1,583,848,620 | 39.6 | 0.00 |
| 160 | المصرف الصناعي | عراقي | 4,000,000,000 | 400,000,000 | 10 | 4,000,000,000 | 400,000,000 | 10 | 0.00 |
| 161 | مجموع الشركة | | 4,000,000,000 | 1,983,848,620 | 49.6 | 4,000,000,000 | 1,983,848,620 | 49.6 | - |

جدول رقم (40) الإفصاح عن النسب المؤثرة المتحققة لغاية 2026/03/31 ونسبة التغير بين شهري شباط آذار

| ت | الاسم | الجنسية | راس المال للشهر السابق | عدد الاسهم للشهر السابق | نسبة الملكية للشهر السابق % | راس المال | عدد الاسهم للشهر الحالي | نسبة الملكية للشهر السابق % | نسبة التغير |
|---------------------------------|----------------------------|---------|------------------------|-------------------------|-----------------------------|-----------------|-------------------------|-----------------------------|-------------|
| الصناعات الكيماوية والبلاستيكية | | | | | | | | | |
| 162 | المصرف الصناعي | عراقي | 15,187,500,000 | 4,377,073,276 | 28.82 | 15,187,500,000 | 4,377,073,276 | 28.82 | 0.00 |
| 163 | شركة التامين الوطنية | عراقي | 15,187,500,000 | 1,814,543,322 | 11.95 | 15,187,500,000 | 1,814,543,322 | 11.95 | 0.00 |
| 164 | مجموع الشركة | | 15,187,500,000 | 6,191,616,598 | 40.77 | 15,187,500,000 | 6,191,616,598 | 40.77 | - |
| الابسة الجاهزة | | | | | | | | | |
| 165 | شركة التامين الوطنية | عراقي | 3,186,600,000 | 327,012,704 | 10.26 | 3,186,600,000 | 327,012,704 | 10.26 | 0.00 |
| 166 | المصرف الصناعي | عراقي | 3,186,600,000 | 1,175,070,656 | 36.88 | 3,186,600,000 | 1,175,070,656 | 36.88 | 0.00 |
| 167 | مجموع الشركة | | 3,186,600,000 | 1,502,083,360 | 47.14 | 3,186,600,000 | 1,502,083,360 | 47.14 | - |
| الصناعات الخفيفة | | | | | | | | | |
| 168 | المصرف الصناعي | عراقي | 16,800,000,000 | 5,187,005,472 | 30.88 | 16,800,000,000 | 5,187,005,472 | 30.88 | 0.00 |
| 169 | مجموع الشركة | | 16,800,000,000 | 5,187,005,472 | 30.88 | 16,800,000,000 | 5,187,005,472 | 30.88 | - |
| 170 | مجموع القطاع | | 347,989,549,355 | 191,465,009,486 | 55.02 | 347,989,549,355 | 191,465,009,486 | 55.02 | -0.05 |
| قطاع التامين | | | | | | | | | |
| الشركة الاهلية للتامين | | | | | | | | | |
| 171 | أفرحان صدام رحمة الموسوي | عراقي | 9,000,000,000 | 7,749,807,894 | 86.11 | 9,000,000,000 | 7,749,807,894 | 86.11 | 0.00 |
| 172 | مجموع الشركة | | 9,000,000,000 | 7,749,807,894 | 86.11 | 9,000,000,000 | 7,749,807,894 | 86.11 | - |
| الامين للتامين | | | | | | | | | |
| 173 | عبدالكريم هادي مهدي الوالي | عراقي | 6,250,000,000 | 709,000,000 | 11.34 | 6,250,000,000 | 709,000,000 | 11.36 | 0.14 |
| 174 | شركة مصرف بغداد | عراقي | 6,250,000,000 | 3,118,473,750 | 49.9 | 6,250,000,000 | 3,118,473,750 | 49.9 | 0.00 |
| 175 | مجموع الشركة | | 6,250,000,000 | 3,827,473,750 | 61.24 | 6,250,000,000 | 3,827,473,750 | 61.26 | 0.03 |
| شركة البادية للتامين | | | | | | | | | |
| 176 | عبدالله سعد عاصم الجنباني | عراقي | 15,000,000,000 | 3,500,000,000 | 23.33 | 15,000,000,000 | 3,500,000,000 | 23.33 | 0.00 |
| 177 | سعد عاصم عبود الجنباني | عراقي | 15,000,000,000 | 4,750,000,000 | 31.67 | 15,000,000,000 | 4,750,000,000 | 31.67 | 0.00 |
| 178 | علي عاصم عبود الجنباني | عراقي | 15,000,000,000 | 2,000,000,000 | 13.33 | 15,000,000,000 | 2,000,000,000 | 13.33 | 0.00 |
| 179 | عاصم سعد عاصم الجنباني | عراقي | 15,000,000,000 | 1,500,000,000 | 10 | 15,000,000,000 | 1,500,000,000 | 10 | 0.00 |
| 180 | مجموع الشركة | | 15,000,000,000 | 11,750,000,000 | 78.33 | 15,000,000,000 | 11,750,000,000 | 78.33 | - |
| دنيا للتامين | | | | | | | | | |
| 181 | هيويا محمد روفوف علي | عراقي | 15,000,000,000 | 5,683,870,600 | 37.89 | 15,000,000,000 | 5,683,870,600 | 37.89 | 0.00 |
| 182 | نيان عبدالله احمد البرزنجي | عراقي | 15,000,000,000 | 1,500,000,000 | 10 | 15,000,000,000 | 1,500,000,000 | 10 | 0.00 |
| 183 | ظه محمد مصطفى | عراقي | 15,000,000,000 | 3,798,360,000 | 25.32 | 15,000,000,000 | 3,798,360,000 | 25.32 | 0.00 |
| 184 | مجموع الشركة | | 15,000,000,000 | 10,982,230,600 | 73.21 | 15,000,000,000 | 10,982,230,600 | 73.21 | - |
| دار السلام للتامين | | | | | | | | | |
| 185 | شركة الخليج للتامين الكويت | كويتي | 7,000,000,000 | 5,590,590,000 | 79.87 | 7,000,000,000 | 5,590,590,000 | 79.87 | 0.00 |
| 186 | مجموع الشركة | | 7,000,000,000 | 5,590,590,000 | 79.87 | 7,000,000,000 | 5,590,590,000 | 79.87 | - |
| شركة الايلاف للتامين | | | | | | | | | |
| 187 | عقيل محمود داود | | 15,000,000,000 | 1,929,000,000 | 12.86 | 15,000,000,000 | 1,929,000,000 | 12.86 | 0.00 |
| 188 | حسناء سمير مسلط | | 15,000,000,000 | 1,929,000,000 | 12.86 | 15,000,000,000 | 1,929,000,000 | 12.86 | 0.00 |
| 189 | احمد عقيل محمود | | 15,000,000,000 | 1,928,998,000 | 12.86 | 15,000,000,000 | 1,928,998,000 | 12.86 | 0.00 |
| 190 | محمود عقيل محمود | | 15,000,000,000 | 1,929,000,000 | 12.86 | 15,000,000,000 | 1,929,000,000 | 12.86 | 0.00 |
| 191 | جعفر عقيل محمود | | 15,000,000,000 | 1,929,000,000 | 12.86 | 15,000,000,000 | 1,929,000,000 | 12.86 | 0.00 |
| 192 | صباح شاكر جبوري | | 15,000,000,000 | 1,926,000,000 | 12.84 | 15,000,000,000 | 1,926,000,000 | 12.84 | 0.00 |
| 193 | نور محمد يعقوب | | 15,000,000,000 | 1,929,000,000 | 12.86 | 15,000,000,000 | 1,929,000,000 | 12.86 | 0.00 |
| 194 | مجموع الشركة | | 15,000,000,000 | 13,499,998,000 | 90 | 15,000,000,000 | 13,499,998,000 | 90 | - |
| الخليج للتامين واعادة التامين | | | | | | | | | |
| 195 | محمد هيثم نجم العبيدي | عراقي | 7,000,000,000 | 1,000,000,000 | 14.29 | 7,000,000,000 | 1,000,000,000 | 14.29 | 0.00 |
| 196 | بوران حسين محمد علي تيمور | عراقي | 7,000,000,000 | 1,000,000,000 | 14.29 | 7,000,000,000 | 1,000,000,000 | 14.29 | 0.00 |
| 197 | علي هيثم نجم العبيدي | عراقي | 7,000,000,000 | 1,990,000,000 | 28.43 | 7,000,000,000 | 1,990,000,000 | 28.43 | 0.00 |
| 198 | الاء سعيد عبدالحميد ملا | عراقي | 7,000,000,000 | 1,009,000,000 | 14.41 | 7,000,000,000 | 1,009,000,000 | 14.41 | 0.00 |
| 199 | مجموع الشركة | | 7,000,000,000 | 4,999,000,000 | 71.41 | 7,000,000,000 | 4,999,000,000 | 71.41 | - |

جدول رقم (40) الإفصاح عن النسب المؤثرة المتحققة لغاية 2026/03/31 ونسبة التغير بين شهري شباط آذار

| ت | الاسم | الجنسية | راس المال للشهر السابق | عدد الاسهم للشهر السابق | نسبة الملكية للشهر السابق % | راس المال | عدد الاسهم للشهر الحالي | نسبة الملكية للشهر السابق % | نسبة التغير |
|-----------------------------------------------------|----------------------------------------|---------|------------------------|-------------------------|-----------------------------|-----------------|-------------------------|-----------------------------|-------------|
| الحمراء للتأمين | | | | | | | | | |
| 200 | مؤيد مخلص داود عبدالرزاق الراوي | عراقي | 25,000,000,000 | 3,610,000,000 | 14.44 | 25,000,000,000 | 3,610,000,000 | 14.44 | 0.00 |
| 201 | ياسر صبري عبدالرووف | عراقي | 25,000,000,000 | 15,930,053,222 | 63.72 | 25,000,000,000 | 15,930,053,222 | 63.72 | 0.00 |
| 202 | مجموع الشركة | | 25,000,000,000 | 19,540,053,222 | 78.16 | 25,000,000,000 | 19,540,053,222 | 78.16 | - |
| شركة كوردستان الدولي للتأمين | | | | | | | | | |
| 203 | امير حسن عبدالله شيرواني | عراقي | 5,000,000,000 | 1,427,440,000 | 28.55 | 5,000,000,000 | 1,427,440,000 | 28.55 | 0.00 |
| 204 | شركة مصرف كوردستان الدولي للاستثمار | عراقي | 5,000,000,000 | 2,500,000,000 | 50 | 5,000,000,000 | 2,500,000,000 | 50 | 0.00 |
| 205 | مجموع الشركة | | 5,000,000,000 | 3,927,440,000 | 78.55 | 5,000,000,000 | 3,927,440,000 | 78.55 | - |
| شط العرب للتأمين | | | | | | | | | |
| 207 | عادل مظفر صالح | عراقي | 20,000,000,000 | 8,160,999,706 | 40.8 | 20,000,000,000 | 8,160,999,706 | 40.8 | 0.00 |
| 208 | شركة المسارات للخدمات النفطية | عراقي | 20,000,000,000 | 3,500,000,000 | 17.5 | 20,000,000,000 | 3,500,000,000 | 17.5 | 0.00 |
| 209 | احمد سكر صدام رحمة | عراقي | 20,000,000,000 | 2,000,000,000 | 10 | 20,000,000,000 | 2,000,000,000 | 10 | 0.00 |
| 210 | شركة البيت الاخضر للاستثمارات العقار | عراقي | 20,000,000,000 | 2,500,000,000 | 12.5 | 20,000,000,000 | 2,500,000,000 | 12.5 | 0.00 |
| 211 | مجموع الشركة | | 20,000,000,000 | 16,160,999,706 | 80.8 | 20,000,000,000 | 16,160,999,706 | 80.8 | - |
| 212 | مجموع القطاع | | 124,250,000,000 | 98,027,593,172 | 78.9 | 124,250,000,000 | 98,027,593,172 | 78.9 | 0.00 |
| قطاع الخدمي | | | | | | | | | |
| رحاب كربلاء للاستثمار والمقاولات | | | | | | | | | |
| 213 | اراس حبيب محمد كريم | عراقي | 7,950,000,000 | 1,305,326,581 | 16.42 | 7,950,000,000 | 1,305,326,581 | 16.42 | 0.00 |
| 214 | مختار محمد عارف الكوفي | عراقي | 7,950,000,000 | 898,078,410 | 11.3 | 7,950,000,000 | 898,078,410 | 11.3 | 0.00 |
| 215 | ياسر محمد عارف الكوفي | عراقي | 7,950,000,000 | 1,584,340,665 | 19.93 | 7,950,000,000 | 1,584,340,665 | 19.93 | 0.00 |
| 216 | مجموع الشركة | | 7,950,000,000 | 3,787,745,656 | 47.64 | 7,950,000,000 | 3,787,745,656 | 47.64 | - |
| الامين للاستثمارات العقارية | | | | | | | | | |
| 217 | شركة سكبير العقارية ذات المسؤولية مح | كويتي | 13,000,000,000 | 6,057,315,492 | 46.59 | 13,000,000,000 | 6,057,315,492 | 46.59 | 0.00 |
| 218 | شركة مصرف بغداد | عراقي | 13,000,000,000 | 1,410,096,393 | 10.85 | 13,000,000,000 | 1,410,096,393 | 10.85 | 0.00 |
| 219 | مجموع الشركة | | 13,000,000,000 | 7,467,411,885 | 57.44 | 13,000,000,000 | 7,467,411,885 | 57.44 | - |
| البيادية للنقل العام | | | | | | | | | |
| 220 | الشركة العامة للنقل البري | عراقي | 2,200,000,000 | 264,000,422 | 12 | 2,200,000,000 | 264,000,422 | 12 | 0.00 |
| 221 | محمد عبدالحسين جعفر عبدالحسين | عراقي | 2,200,000,000 | 431,765,306 | 19.63 | 2,200,000,000 | 431,765,306 | 19.63 | 0.00 |
| 222 | الشركة العراقية للنقل البري | عراقي | 2,200,000,000 | 363,695,274 | 16.53 | 2,200,000,000 | 363,695,274 | 16.53 | 0.00 |
| 223 | مجموع الشركة | | 2,200,000,000 | 1,059,461,002 | 48.16 | 2,200,000,000 | 1,059,461,002 | 48.16 | - |
| شركة بغداد العراق للنقل العام والاستثمارات العقارية | | | | | | | | | |
| 224 | الشركة العامة لنقل الركاب | عراقي | 3,000,000,000 | 600,000,000 | 20 | 3,000,000,000 | 600,000,000 | 20 | 0.00 |
| 225 | حارث جعفر كاظم لطيف | عراقي | 3,000,000,000 | 340,281,533 | 11.34 | 3,000,000,000 | 340,281,533 | 11.34 | 0.00 |
| 226 | مجموع الشركة | | 3,000,000,000 | 940,281,533 | 31.34 | 3,000,000,000 | 940,281,533 | 31.34 | - |
| ابداع الشرق الاوسط للمقاولات العامة | | | | | | | | | |
| 227 | شركة مصرف الشرق الاوسط العراقي | عراقي | 3,000,000,000 | 2,899,500,000 | 96.65 | 3,000,000,000 | 2,899,500,000 | 96.65 | 0.00 |
| 228 | مجموع الشركة | | 3,000,000,000 | 2,899,500,000 | 96.65 | 3,000,000,000 | 2,899,500,000 | 96.65 | - |
| نقل المنتجات النفطية والبضائع | | | | | | | | | |
| 229 | المنشأة العامة لتوزيع المنتجات النفطية | | 3,900,000,000 | 973,830,000 | 24.97 | 3,900,000,000 | 973,830,000 | 24.97 | 0.00 |
| 230 | داود عبد زاير | عراقي | 3,900,000,000 | 487,000,000 | 12.49 | 3,900,000,000 | 487,000,000 | 12.49 | 0.00 |
| 231 | مجموع الشركة | | 3,900,000,000 | 1,460,830,000 | 37.46 | 3,900,000,000 | 1,460,830,000 | 37.46 | - |
| العراقية للنقل البري | | | | | | | | | |
| 232 | شركة التامين الوطنية | عراقي | 14,000,000,000 | 1,545,833,463 | 11.04 | 14,000,000,000 | 1,545,833,463 | 11.04 | 0.00 |
| 233 | مجموع الشركة | | 14,000,000,000 | 1,545,833,463 | 11.04 | 14,000,000,000 | 1,545,833,463 | 11.04 | - |
| العاب الكرخ | | | | | | | | | |
| 234 | علي عبدالكريم هادي | عراقي | 1,500,000,000 | 150,250,000 | 10.02 | 1,500,000,000 | 150,250,000 | 10.02 | 0.00 |
| 235 | عبدالكريم هادي مهدي الوالي | عراقي | 1,500,000,000 | 586,959,097 | 39.13 | 1,500,000,000 | 586,959,097 | 39.13 | 0.11 |
| 236 | هادي عبدالكريم هادي | عراقي | 1,500,000,000 | 178,550,000 | 11.9 | 1,500,000,000 | 178,550,000 | 11.9 | 0.00 |
| 237 | سامر عبدالكريم هادي | عراقي | 1,500,000,000 | 170,150,000 | 11.34 | 1,500,000,000 | 170,150,000 | 11.34 | 0.21 |
| 238 | مجموع الشركة | | 1,500,000,000 | 1,085,259,097 | 72.35 | 1,500,000,000 | 1,085,259,097 | 72.35 | 0.09 |
| الموصل مدن العباب | | | | | | | | | |
| 239 | بلدية الموصل | عراقي | 1,650,000,000 | 841,674,719 | 51.01 | 1,650,000,000 | 841,674,719 | 51.01 | 0.00 |
| 240 | مجموع الشركة | | 1,650,000,000 | 841,674,719 | 51.01 | 1,650,000,000 | 841,674,719 | 51.01 | - |

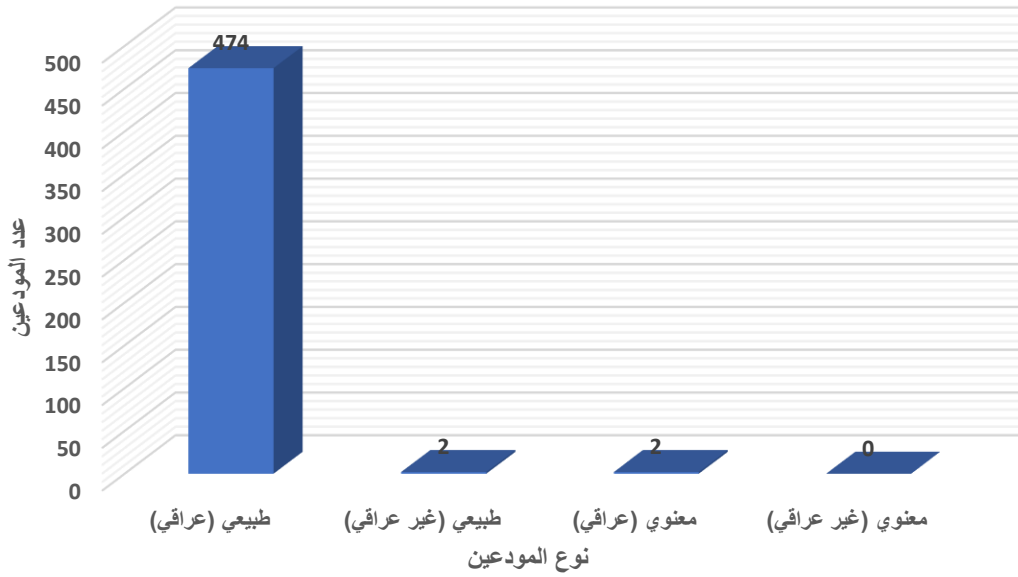
جدول رقم (40) الإفصاح عن النسب المؤثرة المتحققة لغاية 2026/03/31 ونسبة التغير بين شهري شباط
أذار

| ت | الاسم | الجنسية | راس المال للشهر السابق | عدد الاسهم للشهر السابق | نسبة الملكية للشهر السابق % | راس المال | عدد الاسهم للشهر الحالي | نسبة الملكية للشهر السابق % | نسبة التغير |
|-------------------------------|-------------------------------------|---------|------------------------|-------------------------|-----------------------------|-------------------|-------------------------|-----------------------------|-------------|
| المعمورة للاستثمارات العقارية | | | | | | | | | |
| 241 | شركة مصرف النطاء الاسلامي للاستثمار | عراقي | 22,780,000,000 | 3,023,004,750 | 13.27 | 22,780,000,000 | 3,023,004,750 | 13.27 | 0.00 |
| 242 | Euphrates Iraq Fund Ltd | امريكي | 22,780,000,000 | 14,277,167,874 | 62.67 | 22,780,000,000 | 14,277,167,874 | 62.67 | 0.00 |
| 243 | مجموع الشركة | | 22,780,000,000 | 17,300,172,624 | 75.94 | 22,780,000,000 | 17,300,172,624 | 75.94 | - |
| النخبة للمقاولات العامة | | | | | | | | | |
| 244 | اسعد محمد حسن الخضيري | عراقي | 2,065,519,330 | 210,179,340 | 10.18 | 2,065,519,330 | 210,179,340 | 10.18 | 0.00 |
| 245 | شركة مصرف دار السلام للاستثمار | عراقي | 2,065,519,330 | 938,842,916 | 45.45 | 2,065,519,330 | 938,842,916 | 45.45 | 0.00 |
| 246 | مجموع الشركة | | 2,065,519,330 | 1,149,022,256 | 55.63 | 2,065,519,330 | 1,149,022,256 | 55.63 | - |
| 247 | مجموع القطاع | | 75,045,519,330 | 39,538,192,235 | 52.68 | 75,045,519,330 | 39,538,192,235 | 52.68 | 0.00 |
| قطاع الاتصالات | | | | | | | | | |
| اسياسيل للاتصالات | | | | | | | | | |
| 248 | شركة الرواد للخدمات العامة | عراقي | 310,000,000,000 | 151,893,249,189 | 49 | 310,000,000,000 | 151,893,249,189 | 49 | 0.00 |
| 249 | فاروق مصطفى رسول | عراقي | 310,000,000,000 | 75,476,432,862 | 24.35 | 310,000,000,000 | 75,476,432,862 | 24.35 | 0.00 |
| 250 | شركة برزان القابضة ش.ش.و. | بحريني | 310,000,000,000 | 46,690,088,618 | 15.06 | 310,000,000,000 | 46,690,088,618 | 15.06 | 0.00 |
| 251 | مجموع الشركة | | 310,000,000,000 | 274,059,770,669 | 88.41 | 310,000,000,000 | 274,059,770,669 | 88.41 | - |
| الخاتم للاتصالات | | | | | | | | | |
| 252 | محمد علي راضي الجرججي | عراقي | 1,829,782,653,400 | 439,119,819,216 | 24 | 1,829,782,653,400 | 439,119,819,216 | 24 | 0.00 |
| 253 | شركة اثير الوطنية ذ م م | بحريني | 1,829,782,653,400 | 576,171,906,040 | 31.49 | 1,829,782,653,400 | 576,171,906,040 | 31.49 | 0.00 |
| 254 | شركة الاتصالات المتنقلة (ش.م.ك) | عراقي | 1,829,782,653,400 | 811,151,885,679 | 44.33 | 1,829,782,653,400 | 811,151,885,679 | 44.33 | 0.00 |
| 255 | مجموع الشركة | | 1,829,782,653,400 | 1,826,443,610,935 | 99.82 | 1,829,782,653,400 | 1,826,443,610,935 | 99.82 | - |
| 256 | مجموع القطاع | | 2,139,782,653,400 | 2,100,503,381,604 | 98.16 | 2,139,782,653,400 | 2,100,503,381,604 | 98.16 | - |
| قطاع الاستثمار | | | | | | | | | |
| البناتك للاستثمار المالي | | | | | | | | | |
| 257 | شركة مصرف بابل | عراقي | 1,000,000,000 | 151,926,711 | 15.19 | 1,000,000,000 | 151,926,711 | 15.19 | 0.00 |
| 258 | شركة البناتك للتأمين واعادة التأمين | عراقي | 1,000,000,000 | 226,666,667 | 22.67 | 1,000,000,000 | 226,666,667 | 22.67 | 0.00 |
| 259 | مجموع الشركة | | 1,000,000,000 | 378,593,378 | 37.86 | 1,000,000,000 | 378,593,378 | 37.86 | - |
| الونام للاستثمار المالي | | | | | | | | | |
| 260 | ياسر سمير خضير شبيب | عراقي | 5,000,000,000 | 683,855,472 | 13.68 | 5,000,000,000 | 683,855,472 | 13.68 | 0.00 |
| 261 | رحمة سمير خضير شبيب | عراقي | 5,000,000,000 | 680,465,601 | 13.61 | 5,000,000,000 | 680,465,601 | 13.61 | 0.00 |
| 262 | هيثم جاسم محمد عزيز الدباس | عراقي | 5,000,000,000 | 740,696,942 | 14.81 | 5,000,000,000 | 740,696,942 | 14.81 | 0.00 |
| 263 | الحسن هيثم جاسم الدباس | عراقي | 5,000,000,000 | 684,645,494 | 13.69 | 5,000,000,000 | 684,645,494 | 13.69 | 0.00 |
| 264 | دانية هيثم جاسم الدباس | عراقي | 5,000,000,000 | 684,281,310 | 13.69 | 5,000,000,000 | 684,281,310 | 13.69 | 0.00 |
| 265 | مجموع الشركة | | 5,000,000,000 | 3,473,944,819 | 69.48 | 5,000,000,000 | 3,473,944,819 | 69.48 | - |
| الزوراء للاستثمار المالي | | | | | | | | | |
| 266 | مي ابراهيم حسن الخضيري | عراقي | 1,150,000,000 | 132,369,344 | 11.51 | 1,150,000,000 | 132,369,344 | 11.51 | 0.00 |
| 267 | اسعد محمد حسن الخضيري | عراقي | 1,150,000,000 | 178,086,218 | 15.49 | 1,150,000,000 | 178,086,218 | 15.49 | 0.00 |
| 268 | مجموع الشركة | | 1,150,000,000 | 310,455,562 | 27 | 1,150,000,000 | 310,455,562 | 27 | - |
| 269 | المجموع الكلي | | 7,715,990,015,636 | 4,770,779,125,364 | 61.83 | 7,715,990,015,636 | 4,770,779,125,364 | 61.83 | 0.00 |

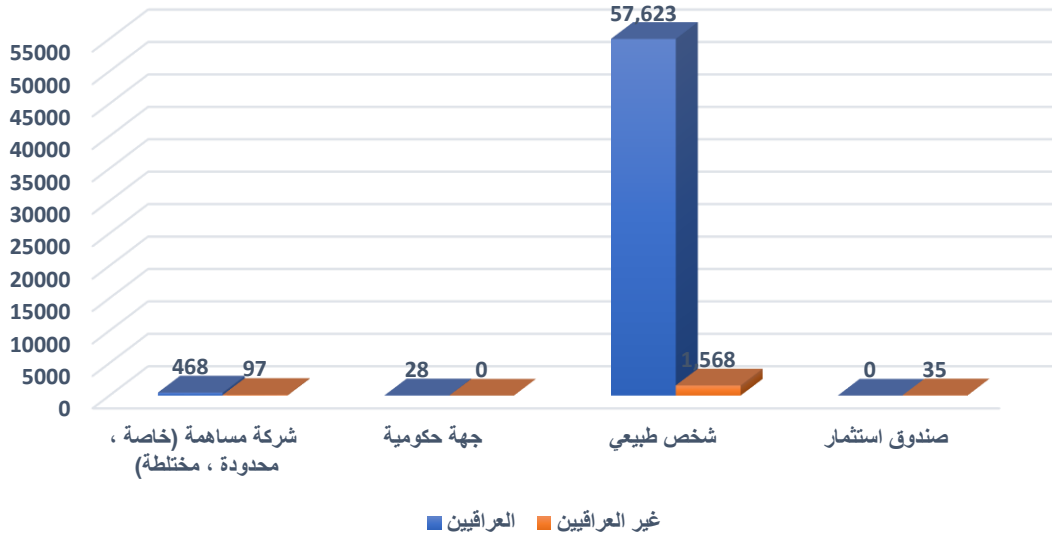
شكل رقم (1) الاسهم المودعة خلال شهر اذار موزعة قطاعيا



شكل رقم (2) تصنيف المودعين خلال شهر اذار / 2026



شكل رقم (3) عدد ونوع الحسابات الكلي لغاية 2026/03/31



شكل رقم (4) نسبة الاسهم المودعة من اجمالي الاسهم المدرجة موزعة قطاعياً لغاية 2026/03/31

